

Epikut^E

EPENUSAC123



S.I.N.
Implant System





#Creating Smiles


Smiles are the preeminent expression of the happiness we share in special moments with those we love, but they also represent gratitude, respect, and many times, the result of a continuous work.

At S.I.N. Implant System, we believe that the smile of each of our partners help generate even more unique smiles.

Our purpose is to build this affective and virtuous cycle, in which the smile is the biggest and most universal expression of joy.

That is why, for the coming years, we will live by this philosophy even more intensely:

S.I.N. Creating Smiles.



Watch our movie.



IMPLANTAT

Discover **IMPLANTAT**,
the educational habitat of S.I.N. Implant System.
An online teaching platform created to make more professionals
accelerate their career and increase their success.

Access
IMPLANTAT.GLOBAL
or scan the QR Code and begin
your journey of knowledge now!



EDUCATION POWERED BY S.I.N. IMPLANT SYSTEM



S.I.N.
Implant System



Scientific Evidence

- › Research and development of products in partnership with renowned universities and institutes around the world such as:

University of Michigan - USA
 KU Lueven - Belgium
 UFF - Brazil
 UNESP - Brazil
 USP - Brazil
 SLmandic - Brazil

Production Excellence

- › Large investments in technological updating of our manufacturing facilities over the past three years in state of the art equipment.
- › Annual production of over 5 million items.



Get to know our Smile Factory. Scan the QR code with your cell phone camera and take a 360° tour of S.I.N. Implant System.

Global Presence

- › One of the most important implant companies worldwide.
- › Wide international presence.

Guaranteed Quality and Certifications

- › Rigorous quality control of process, from the arrival of the raw material to the delivery of the final product, proven through national and international certifications.



Epikut^s



DOWNLOAD THE S.I.N. APP
AND SEE IN AUGMENTED REALITY
PLACE THE CELLPHONE CAMERA OVER THE IMAGE



Epikut^S PLUS

EPIKUT S PLUS was idealized for you who wants to redefine the concept of dental implants. With a cutting and compressive design, double inverted support screws, combined with the ultra-thin surface Plus which is produced by double acid-etching followed by application of a hydroxyapatite coating HAnano.




THE UNBEATABLE COMBINATION OF DESIGN AND SURFACE THAT MAKES AN IMPLANT EPIC



› Indicated for all bone types

The exclusive macro geometry that features progressive cutting screws design makes EPIKUT S PLUS the state of the art for cases of immediate loading, low density bone, and post-extraction alveolus cases. Extremely versatile, EPIKUT S PLUS also allows its use in other clinical situations as long as the indicated drilling clinical protocol is followed.



› Exclusive Plus surface

Developed in the main universities of Sweden, the Plus surface which is produced by double acid-etching followed by application of a hydroxyapatite coating HAnano, proven by over 50 preclinical studies.



› An implant with diverse possibilities

Morse Taper 16° connection making your clinical day-to-day easier.



› Clinical practicality

A single surgical kit for the installation of the complete EPIKUT S and EPIKUT S PLUS line.

Epikut^S

We recreated the concept of epic with EPIKUT S. With a cutting and compressive design, double inverted support screws, this line provides more clinical practicality, predictability and high primary stability for those who seek superior results.




THE NEW DEFINITION OF EPIC



› Hybrid macro geometry, cylindrical body and conic apex

With an exclusive macro geometry and design of cutting screws, EPIKUT S is the best choice for cases of immediate load, low density bone and post-extraction alveolus, and it can also be used for all other clinical situations, always following the clinical steps suggested in its drilling system.



› Double inverted support screws

Ensure greater primary stability and insertion torque.

› Ultra-screwable

Profile of double and cutting screws ensure greater insertion speed of the implant.



› Apex

Ease of insertion and bicortical fixation, especially in cases of very narrow remaining bone.



› Exclusive cervical microthreads

Greater bone contact area and improves the dissipation of occlusal forces.



› Adaptation accuracy

With exclusive and high stress resistant prosthetic components.


› Manufactured in Cold Worked grade IV titanium

Super light metal, very resistant to corrosion, wear and fracture.



› More options of prosthetic components for Morse Taper

Internal angulation of the EPIKUT S Morse Taper available at 16°.



› Treatment on the entire surface

Double acid etching on the entire surface.

Epikut^S

MORSE TAPER 16°


- › Indicated for all types of bones, mainly for low density bones, post-extraction alveolar and immediate and/or late loading.
- › It can be used for all other clinical situations, as long as the clinical steps suggested in the drilling system are followed.
- › The exclusive macro geometry guarantees precision and agility at the time of surgery.
- › Internal angulation: 16°.

INDICATIONS FOR CLINICAL USE:

- › 3.5 mm - Central incisors and lateral incisors
- › 3.8 mm - Central incisors, canines and premolars
- › 4.0 mm - Incisor central upper, canines, premolars and molars
- › 4.5 mm - Incisor central upper, canines, premolars and molars
- › 5.0 mm - Molars

- › 1.5 mm infra-bone installation
- › Initial drill speed: 1200 rpm
- › Speed of the drills 2.7 to 4.8mm: 800 rpm.
- › Insertion speed: 20 to 40 rpm
- › Maximum torque: 80 N.cm
- › Immediate loading*: recommended torque from 45 to 80 N.cm
- › Includes cover screw of 2.0mm

* Relative contraindication in patients with systemic or local problems and at the professional's discretion.



EPIKUT S DRILLING SEQUENCE

FOR SOFT TYPE BONES

Drilling sequence used for bone type IV.



Epikut S Epikut S Plus

		1.200 RPM		800 RPM						
		FL 20 (A)	FHE 27 (B)	FHE 30 (C)	FHE 33 (D)	FHI 36 (E)	FHI 38 (E+)	FHI 40 (F)	FHI 43 (G)	FHI 48 (H)
Ø DIAM. (mm)										
ILM35xx	3.5	●	●							
ILM38xx	3.8	●	●	●						
ILM40xx	4.0	●	●	●	●					
ILM45xx	4.5	●	●	●	●	●				
ILM50xx	5.0	●	●	●	●	●	●	●		

FOR MEDIUM TYPE BONES

Drilling sequence used for bone type II and III.



Epikut S Epikut S Plus

		1.200 RPM		800 RPM						
		FL 20 (A)	FHE 27 (B)	FHE 30 (C)	FHE 33 (D)	FHI 36 (E)	FHI 38 (E+)	FHI 40 (F)	FHI 43 (G)	FHI 48 (H)
Ø DIAM. (mm)										
ILM35xx	3.5	●	●	●	●					
ILM38xx	3.8	●	●	●	●	●				
ILM40xx	4.0	●	●	●	●	●	●			
ILM45xx	4.5	●	●	●	●	●	●	●	●	
ILM50xx	5.0	●	●	●	●	●	●	●	●	●

● USE OF DRILL WITH COUNTERSINK FUNCTION - DEPTH OF 5 MM

FOR HARD TYPE BONES

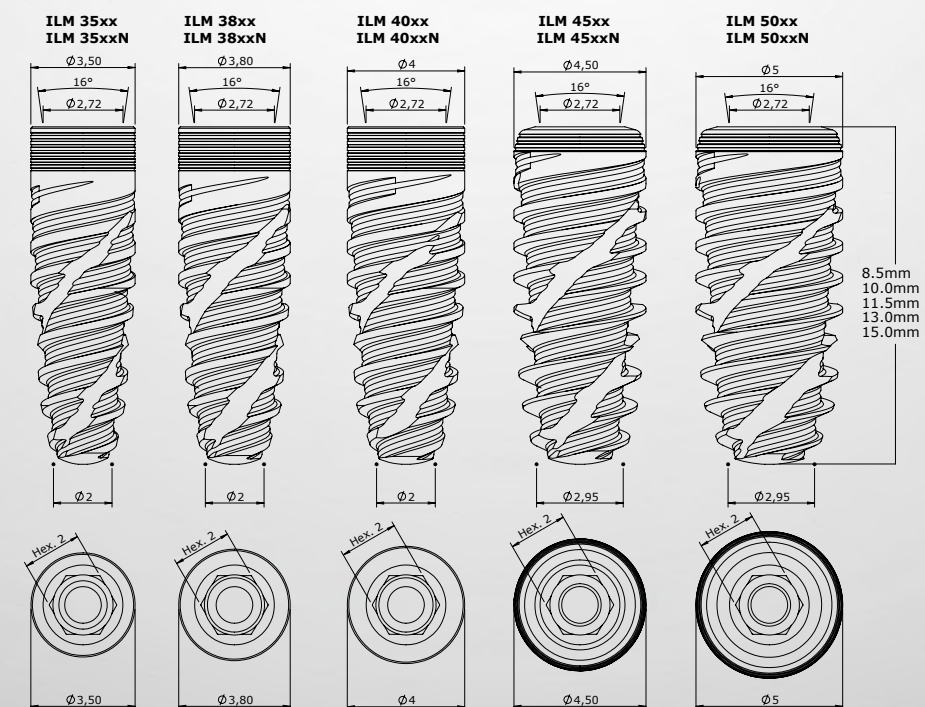
Drilling sequence used for bone type I.



Epikut S Epikut S Plus

		1.200 RPM				800 RPM				
		FL 20 (A)	FHE 27 (B)	FHE 30 (C)	FHE 33 (D)	FHI 36 (E)	FHI 38 (E+)	FHI 40 (F)	FHI 43 (G)	FHI 48 (H)
Ø DIAM. (mm)										
ILM35xx	3.5	●	●	●	●					
ILM38xx	3.8	●	●	●	●	●				
ILM40xx	4.0	●	●	●	●	●	●			
ILM45xx	4.5	●	●	●	●	●	●	●	●	
ILM50xx	5.0	●	●	●	●	●	●	●	●	●

Technical measures EPIKUT S 16°



MT 16° PROSTHETIC SEQUENCE

DIRECT SEQUENCE OVER THE IMPLANT (ANALOG)

Single restorations



IMPLANT			
CODE EPIKUT S	CODE EPIKUT S PLUS	DIAM. (mm)	LENGTH (mm)
ILM 3585	ILM 3585N	3.5	8.5
ILM 3510	ILM 3510N	3.5	10
ILM 3511	ILM 3511N	3.5	11.5
ILM 3513	ILM 3513N	3.5	13
ILM 3515	ILM 3515N	3.5	15
ILM 3885	ILM 3885N	3.8	8.5
ILM 3810	ILM 3810N	3.8	10
ILM 3811	ILM 3811N	3.8	11.5
ILM 3813	ILM 3813N	3.8	13
ILM 3815	ILM 3815N	3.8	15
ILM 4085	ILM 4085N	4	8.5
ILM 4010	ILM 4010N	4	10
ILM 4011	ILM 4011N	4	11.5
ILM 4013	ILM 4013N	4	13
ILM 4015	ILM 4015N	4	15
ILM 4585	ILM 4585N	4.5	8.5
ILM 4510	ILM 4510N	4.5	10
ILM 4511	ILM 4511N	4.5	11.5
ILM 4513	ILM 4513N	4.5	13
ILM 4515	ILM 4515N	4.5	15
ILM 5085	ILM 5085N	5	8.5
ILM 5010	ILM 5010N	5	10
ILM 5011	ILM 5011N	5	11.5
ILM 5013	ILM 5013N	5	13
ILM 5015	ILM 5015N	5	15

TITANIUM HEALING CAP

CODE	DIAM. (mm)	LENGTH (mm)
CIM 3502C	3.5	2.0
CIM 3504C	3.5	4.0
CIM 3506C	3.5	6.0
CIM 4502C	4.5	2.0
CIM 4504C	4.5	4.0
CIM 4506C	4.5	6.0

PEEK HEALING CAP

CODE	PLAT. DIAM. (mm)	PROFILE DIAM. (mm)	LENGTH (mm)
CPCM 0504	N/A	5	4
CPCM 0804	N/A	8	4
CPCM 0508	N/A	5	8
CPCM 0808	N/A	8	8

OPEN TRAY TRANSFER

CODE	DIAM. (mm)
TMAIM 35C	3.5
TMAIM 45C	4.5

CLOSED TRAY TRANSFER

CODE	DIAM. (mm)
TMFIM 35C	3.5
TMFIM 45C	4.5

ANALOG

CODE
ANMP 3800

TEMPORARY TITANIUM CYLINDER

CODE	DIAM. (mm)	LENGTH (mm)
CPTM 3501 - H	3.5	1.0
CPTM 3502 - H	3.5	2.0
CPTM 3503 - H	3.5	3.0
CPTM 3504 - H	3.5	4.0
CPTM 4501 - H	4.5	1.0
CPTM 4502 - H	4.5	2.0
CPTM 4503 - H	4.5	3.0
CPTM 4504 - H	4.5	4.0

17° ANGLED CEMENTED ABUTMENT

CODE	DIAM. (mm)	LENGTH (mm)
AIAM 3501C-H	3.5	1.0
AIAM 3502C-H	3.5	2.0
AIAM 3503C-H	3.5	3.0
AIAM 3504C-H	3.5	4.0
AIAM 3505C-H	3.5	5.0
AIAM 4501C-H	4.5	1.0
AIAM 4502C-H	4.5	2.0
AIAM 4503C-H	4.5	3.0
AIAM 4504C-H	4.5	4.0
AIAM 4505C-H	4.5	5.0

STRAIGHT CEMENTED ABUTMENT

CODE	DIAM. (mm)	LENGTH (mm)
AIMP 3501C-H	3.5	1.0
AIMP 3502C-H	3.5	2.0
AIMP 3503C-H	3.5	3.0
AIMP 3504C-H	3.5	4.0
AIMP 3505C-H	3.5	5.0
AIMP 4501C-H	4.5	1.0
AIMP 4502C-H	4.5	2.0
AIMP 4503C-H	4.5	3.0
AIMP 4504C-H	4.5	4.0
AIMP 4505C-H	4.5	5.0

CO-CR ABUTMENT (NO INTERNAL THREAD)

CODE	DIAM. (mm)	LENGTH (mm)
EUCLAM 3501 - H	3.5	1.0
EUCLAM 3502 - H	3.5	2.0
EUCLAM 3503 - H	3.5	3.0
EUCLAM 3504 - H	3.5	4.0
EUCLAM 4501 - H	4.5	1.0
EUCLAM 4502 - H	4.5	2.0
EUCLAM 4503 - H	4.5	3.0
EUCLAM 4504 - H	4.5	4.0

LABORATORY SCREW

CODE
PTMAML 16
PTL 16

1.6mm screw

RETAINING SCREW

CODE
PT 16

1.6mm screw

- * Analog sequence
- * Digital sequence
- * Hex driver
- * Anti-Rotational component
- * Squared Screw
- * Abutment Screw
- * Rotational component

*Check product availability in your country.

EPIKUT S 16°

MT 16° PROSTHETIC SEQUENCE

DIRECT SEQUENCE ON IMPLANT (DIGITAL)

Single restorations



IMPLANT			
CODE EPIKUT S	CODE EPIKUT S PLUS	DIAM. (mm)	LENGTH (MM)
ILM 3585	ILM 3585N	3.5	8.5
ILM 3510	ILM 3510N	3.5	10
ILM 3511	ILM 3511N	3.5	11.5
ILM 3513	ILM 3513N	3.5	13
ILM 3515	ILM 3515N	3.5	15
ILM 3885	ILM 3885N	3.8	8.5
ILM 3810	ILM 3810N	3.8	10
ILM 3811	ILM 3811N	3.8	11.5
ILM 3813	ILM 3813N	3.8	13
ILM 3815	ILM 3815N	3.8	15
ILM 4085	ILM 4085N	4	8.5
ILM 4010	ILM 4010N	4	10
ILM 4011	ILM 4011N	4	11.5
ILM 4013	ILM 4013N	4	13
ILM 4015	ILM 4015N	4	15
ILM 4585	ILM 4585N	4.5	8.5
ILM 4510	ILM 4510N	4.5	10
ILM 4511	ILM 4511N	4.5	11.5
ILM 4513	ILM 4513N	4.5	13
ILM 4515	ILM 4515N	4.5	15
ILM 5085	ILM 5085N	5	8.5
ILM 5010	ILM 5010N	5	10
ILM 5011	ILM 5011N	5	11.5
ILM 5013	ILM 5013N	5	13
ILM 5015	ILM 5015N	5	15

TITANIUM HEALING CAP		
CODE	DIAM. (mm)	HEIGHT (mm)
CIM 3502C	3.5	2.0
CIM 3504C	3.5	4.0
CIM 3506C	3.5	6.0
CIM 4502C	4.5	2.0
CIM 4504C	4.5	4.0
CIM 4506C	4.5	6.0

PEEK HEALING CAP			
CODE	PLAT. DIAM. (mm)	PROFILE DIAM. (mm)	HEIGHT (mm)
CPCM 0504	N/A	5	4
CPCM 0804	N/A	8	4
CPCM 0508	N/A	5	8
CPCM 0808	N/A	8	8

MT 16° SCANNING JIG	
CODE	
JBSWCM	

MT 16° SCANNING JIG	
CODE	
JBSWCMC	

MT 16° DIGITAL ANALOG	
CODE	
ADCM	

TITANIUM INTERFACE MT 16° SIRONA	
S.I.N. PLATFORM	SIRONA LIBRARY
ICM 0804	ATOS 3.5/4.0 – ATOS 4.5/5.0
ICM 2004	ATOS 3.5/4.0 – ATOS 4.5/5.0

TITANIUM INTERFACE MT 16°			
CODE	DESCRIPTION	TRANSMUCOSAL HEIGHT (mm)	LENGTH (mm)
ICMT 0504	0.5X4	0.5	4.0
ICMT 0506	0.5X6	0.5	6.0
ICMT 2004	2.0X4	2.0	4.0
ICMT 2006	2.0X6	2.0	6.0
ICMT 3004	3.0X4	3.0	4.0

*Check product availability in your country.

- * Analog sequence
- * Digital sequence
- * Hex driver
- * Anti-Rotational component
- * Squared Screw
- * Abutment Screw
- * Rotational component

MT 16° PROSTHETIC SEQUENCE

UNIVERSAL ABUTMENT - PRE-MADE POSTS (ANALOG AND DIGITAL)

Cemented retained restorations



IMPLANT			
CODE EPIKUT S	CODE EPIKUT S PLUS	DIAM. (mm)	LENGTH (MM)
ILM 3585	ILM 3585N	3.5	8.5
ILM 3510	ILM 3510N	3.5	10
ILM 3511	ILM 3511N	3.5	11.5
ILM 3513	ILM 3513N	3.5	13
ILM 3515	ILM 3515N	3.5	15
ILM 3885	ILM 3885N	3.8	8.5
ILM 3810	ILM 3810N	3.8	10
ILM 3811	ILM 3811N	3.8	11.5
ILM 3813	ILM 3813N	3.8	13
ILM 3815	ILM 3815N	3.8	15
ILM 4085	ILM 4085N	4	8.5
ILM 4010	ILM 4010N	4	10
ILM 4011	ILM 4011N	4	11.5
ILM 4013	ILM 4013N	4	13
ILM 4015	ILM 4015N	4	15
ILM 4585	ILM 4585N	4.5	8.5
ILM 4510	ILM 4510N	4.5	10
ILM 4511	ILM 4511N	4.5	11.5
ILM 4513	ILM 4513N	4.5	13
ILM 4515	ILM 4515N	4.5	15
ILM 5085	ILM 5085N	5	8.5
ILM 5010	ILM 5010N	5	10
ILM 5011	ILM 5011N	5	11.5
ILM 5013	ILM 5013N	5	13
ILM 5015	ILM 5015N	5	15



TITANIUM HEALING CAP

CODE	DIAM. (mm)	HEIGHT (mm)
CIM 3502C	3,5	2,0
CIM 3504C	3,5	4,0
CIM 3506C	3,5	6,0
CIM 4502C	4,5	2,0
CIM 4504C	4,5	4,0
CIM 4506C	4,5	6,0



PEEK HEALING CAP

CODE	PLAT. DIAM. (mm)	PROFILE DIAM. (mm)	HEIGHT (mm)
CPCM 0504	N/A	5	4
CPCM 0804	N/A	8	4
CPCM 0508	N/A	5	8
CPCM 0808	N/A	8	8



20 N.cm

CEMENTED UNIVERSAL ABUTMENT

CODE	DIAM. (mm)	CEMENTATION LENGTH (mm)	TRANSMUCOSAL LENGTH (MM)
AIM 33401C	3,3	4	1
AIM 33402C	3,3	4	2
AIM 33403C	3,3	4	3
AIM 33404C	3,3	4	4
AIM 33405C	3,3	4	5
AIM 33601C	3,3	6	1
AIM 33602C	3,3	6	2
AIM 33603C	3,3	6	3
AIM 33604C	3,3	6	4
AIM 33605C	3,3	6	5
AIM 45401C	4,5	4	1
AIM 45402C	4,5	4	2
AIM 45403C	4,5	4	3
AIM 45404C	4,5	4	4
AIM 45405C	4,5	4	5
AIM 45601C	4,5	6	1
AIM 45602C	4,5	6	2
AIM 45603C	4,5	6	3
AIM 45604C	4,5	6	4
AIM 45605C	4,5	6	5



10 N.cm

17° ANGLED CEMENTED UNIVERSAL ABUTMENT

CODE	DIAM. (mm)	TRANSMUCOSAL LENGTH (MM)	CEMENTATION LENGTH (mm)
AAIM 331741C	3,3	1,5	4
AAIM 331742C	3,3	2,5	4
AAIM 331743C	3,3	3,5	4
AAIM 331761C	3,3	1,5	6
AAIM 331762C	3,3	2,5	6
AAIM 331763C	3,3	3,5	6
AAIM 451741C	4,5	1,5	4
AAIM 451742C	4,5	2,5	4
AAIM 451743C	4,5	3,5	4
AAIM 451761C	4,5	1,5	6
AAIM 451762C	4,5	2,5	6
AAIM 451763C	4,5	3,5	6



POLYACETAL TRANSFER

CODE	DIAM. (mm)	HEIGHT (MM)
TSIT 3340	3.3	4.0
TSIT 3360	3.3	6.0
TSIT 4540	4.5	4.0
TSIT 4560	4.5	6.0



ANALOG

CODE	DIAM. (mm)	HEIGHT (MM)
ASIT 3340	3.3	4.0
ASIT 3360	3.3	6.0
ASIT 4540	4.5	4.0
ASIT 4560	4.5	6.0



CALCINABLE POLYACETAL CYLINDER

CODE	DIAM. (mm)	HEIGHT (MM)
CCSIT 3340	3.3	4.0
CCSIT 3360	3.3	6.0
CCSIT 4540	4.5	4.0
CCSIT 4560	4.5	6.0



TEMPORARY ACRYLIC CYLINDER

CODE	DIAM. (mm)	HEIGHT (MM)
CPSIT 3340	3.3	4.0
CPSIT 3360	3.3	6.0
CPSIT 4540	4.5	4.0
CPSIT 4560	4.5	6.0



UNIVERSAL ABUTMENT SCANNING JIG

CODE	
JBSIT 3340	⊙
JBSIT 3360	⊙
JBSIT 4540	⊙
JBSIT 4560	⊙



UNIVERSAL ABUTMENT DIGITAL ANALOG

CODE	
ADUA 3340	
ADUA 3360	
ADUA 4540	
ADUA 4560	

— * Analog sequence
— * Digital sequence

- ⬤ * Hex driver
- ⊙ * Anti-Rotational component
- * Squared Screw
- ⬢ * Abutment Screw
- ⊙ * Rotational component

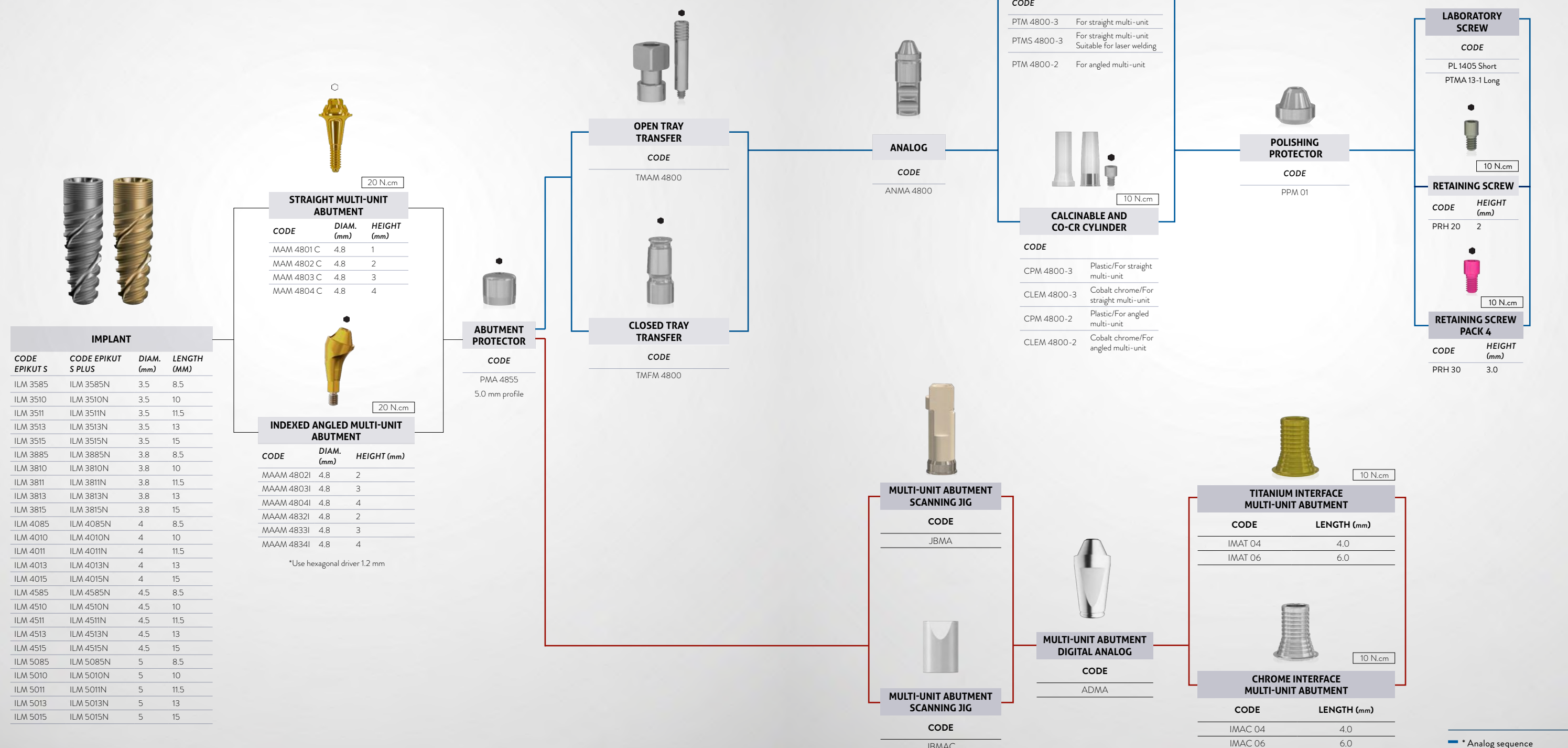
*Check product availability in your country.

EPIKUT S 16°

MT 16° PROSTHETIC SEQUENCE

MULTI-UNIT ABUTMENT (ANALOG AND DIGITAL)

Multiple screw retained restorations



IMPLANT			
CODE EPIKUT S	CODE EPIKUT S PLUS	DIAM. (mm)	LENGTH (MM)
ILM 3585	ILM 3585N	3.5	8.5
ILM 3510	ILM 3510N	3.5	10
ILM 3511	ILM 3511N	3.5	11.5
ILM 3513	ILM 3513N	3.5	13
ILM 3515	ILM 3515N	3.5	15
ILM 3885	ILM 3885N	3.8	8.5
ILM 3810	ILM 3810N	3.8	10
ILM 3811	ILM 3811N	3.8	11.5
ILM 3813	ILM 3813N	3.8	13
ILM 3815	ILM 3815N	3.8	15
ILM 4085	ILM 4085N	4	8.5
ILM 4010	ILM 4010N	4	10
ILM 4011	ILM 4011N	4	11.5
ILM 4013	ILM 4013N	4	13
ILM 4015	ILM 4015N	4	15
ILM 4585	ILM 4585N	4.5	8.5
ILM 4510	ILM 4510N	4.5	10
ILM 4511	ILM 4511N	4.5	11.5
ILM 4513	ILM 4513N	4.5	13
ILM 4515	ILM 4515N	4.5	15
ILM 5085	ILM 5085N	5	8.5
ILM 5010	ILM 5010N	5	10
ILM 5011	ILM 5011N	5	11.5
ILM 5013	ILM 5013N	5	13
ILM 5015	ILM 5015N	5	15



STRAIGHT MULTI-UNIT ABUTMENT		
CODE	DIAM. (mm)	HEIGHT (mm)
MAM 4801 C	4.8	1
MAM 4802 C	4.8	2
MAM 4803 C	4.8	3
MAM 4804 C	4.8	4




INDEXED ANGLED MULTI-UNIT ABUTMENT		
CODE	DIAM. (mm)	HEIGHT (mm)
MAAM 4802I	4.8	2
MAAM 4803I	4.8	3
MAAM 4804I	4.8	4
MAAM 4832I	4.8	2
MAAM 4833I	4.8	3
MAAM 4834I	4.8	4

*Use hexagonal driver 1.2 mm



ABUTMENT PROTECTOR
CODE
PMA 4855
5.0 mm profile



OPEN TRAY TRANSFER
CODE
TMAM 4800



CLOSED TRAY TRANSFER
CODE
TMFM 4800



MULTI-UNIT ABUTMENT SCANNING JIG
CODE
JBMA



MULTI-UNIT ABUTMENT SCANNING JIG
CODE
JBMAC




MULTI-UNIT ABUTMENT DIGITAL ANALOG
CODE
ADMA



TEMPORARY TITANIUM CYLINDER	
CODE	
PTM 4800-3	For straight multi-unit
PTMS 4800-3	For straight multi-unit Suitable for laser welding
PTM 4800-2	For angled multi-unit



CALCINABLE AND CO-CR CYLINDER	
CODE	
CPM 4800-3	Plastic/For straight multi-unit
CLEM 4800-3	Cobalt chrome/For straight multi-unit
CPM 4800-2	Plastic/For angled multi-unit
CLEM 4800-2	Cobalt chrome/For angled multi-unit



POLISHING PROTECTOR
CODE
PPM 01



TITANIUM INTERFACE MULTI-UNIT ABUTMENT	
CODE	LENGTH (mm)
IMAT 04	4.0
IMAT 06	6.0



CHROME INTERFACE MULTI-UNIT ABUTMENT	
CODE	LENGTH (mm)
IMAC 04	4.0
IMAC 06	6.0



LABORATORY SCREW	
CODE	
PL 1405 Short	
PTMA 13-1 Long	



RETAINING SCREW	
CODE	HEIGHT (mm)
PRH 20	2



RETAINING SCREW PACK 4	
CODE	HEIGHT (mm)
PRH 30	3.0

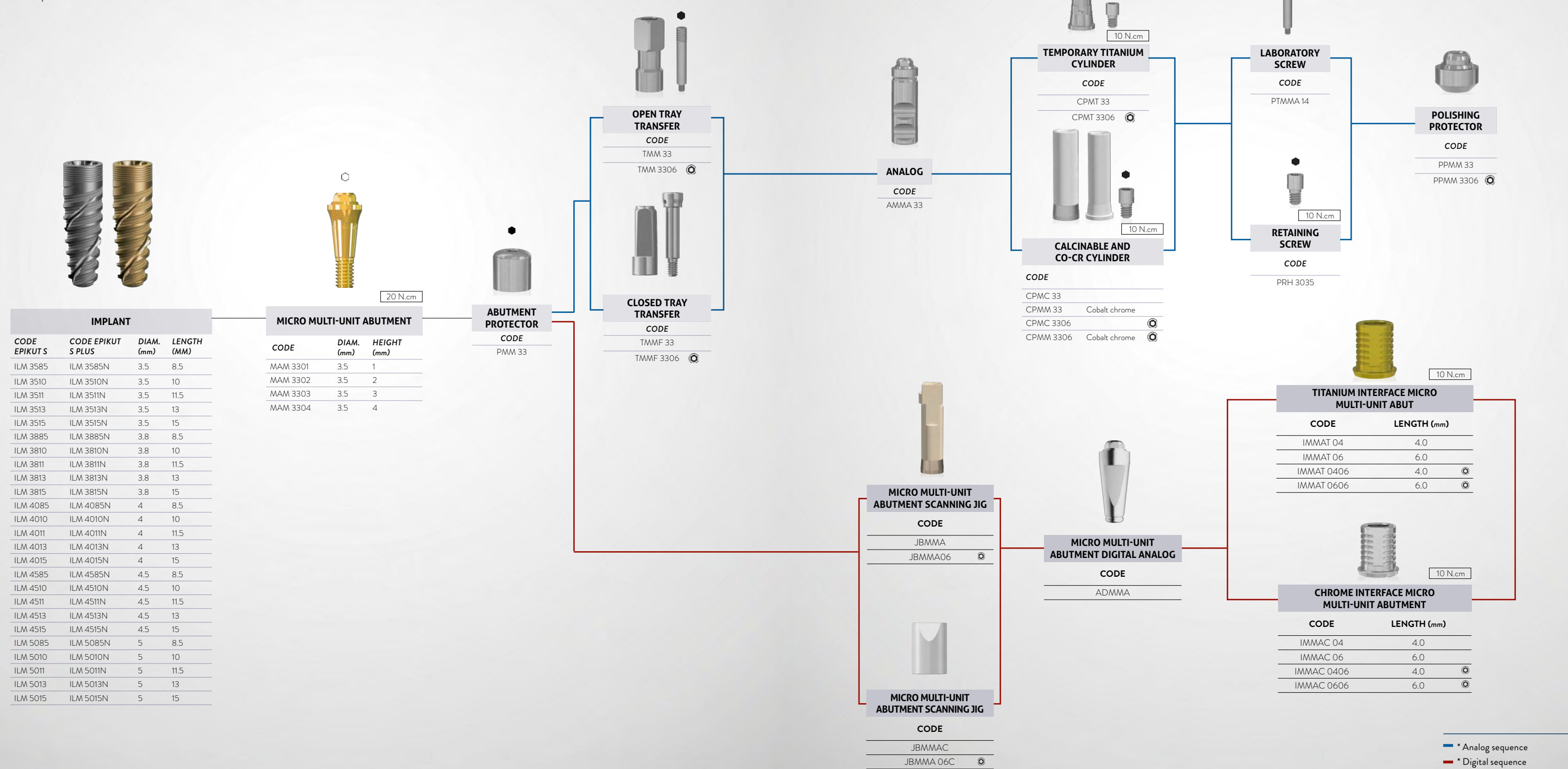
- * Analog sequence
- * Digital sequence
- * Hex driver
- * Anti-Rotational component
- * Squared Screw
- * Abutment Screw
- * Rotational component

*Check product availability in your country.

MT 16° PROSTHETIC SEQUENCE

MICRO MULTI-UNIT ABUTMENT (ANALOG AND DIGITAL)

Multiple screw retained restorations



IMPLANT			
CODE EPIKUT S	CODE EPIKUT S PLUS	DIAM. (mm)	LENGTH (MM)
ILM 3585	ILM 3585N	3.5	8.5
ILM 3510	ILM 3510N	3.5	10
ILM 3511	ILM 3511N	3.5	11.5
ILM 3513	ILM 3513N	3.5	13
ILM 3515	ILM 3515N	3.5	15
ILM 3885	ILM 3885N	3.8	8.5
ILM 3810	ILM 3810N	3.8	10
ILM 3811	ILM 3811N	3.8	11.5
ILM 3813	ILM 3813N	3.8	13
ILM 3815	ILM 3815N	3.8	15
ILM 4085	ILM 4085N	4	8.5
ILM 4010	ILM 4010N	4	10
ILM 4011	ILM 4011N	4	11.5
ILM 4013	ILM 4013N	4	13
ILM 4015	ILM 4015N	4	15
ILM 4585	ILM 4585N	4.5	8.5
ILM 4510	ILM 4510N	4.5	10
ILM 4511	ILM 4511N	4.5	11.5
ILM 4513	ILM 4513N	4.5	13
ILM 4515	ILM 4515N	4.5	15
ILM 5085	ILM 5085N	5	8.5
ILM 5010	ILM 5010N	5	10
ILM 5011	ILM 5011N	5	11.5
ILM 5013	ILM 5013N	5	13
ILM 5015	ILM 5015N	5	15

MICRO MULTI-UNIT ABUTMENT		
CODE	DIAM. (mm)	HEIGHT (mm)
MAM 3301	3.5	1
MAM 3302	3.5	2
MAM 3303	3.5	3
MAM 3304	3.5	4

ABUTMENT PROTECTOR	
CODE	
PMM 33	

OPEN TRAY TRANSFER	
CODE	
TMM 33	
TMM 3306	⊙

CLOSED TRAY TRANSFER	
CODE	
TMMF 33	
TMMF 3306	⊙

MICRO MULTI-UNIT ABUTMENT SCANNING JIG	
CODE	
JBMMMA	
JBMMMA06	⊙

MICRO MULTI-UNIT ABUTMENT SCANNING JIG	
CODE	
JBMMAC	
JBMMMA 06C	⊙

MICRO MULTI-UNIT ABUTMENT DIGITAL ANALOG	
CODE	
ADMMA	

TEMPORARY TITANIUM CYLINDER	
CODE	
CPMT 33	
CPMT 3306	⊙

CALCINABLE AND CO-CR CYLINDER	
CODE	
CPMC 33	
CPMM 33	Cobalt chrome
CPMC 3306	⊙
CPMM 3306	Cobalt chrome

LABORATORY SCREW	
CODE	
PTMMA 14	

RETAINING SCREW	
CODE	
PRH 3035	

POLISHING PROTECTOR	
CODE	
PPMM 33	
PPMM 3306	⊙

TITANIUM INTERFACE MICRO MULTI-UNIT ABUT		
CODE	LENGTH (mm)	
IMMAT 04	4.0	
IMMAT 06	6.0	
IMMAT 0406	4.0	⊙
IMMAT 0606	6.0	⊙

CHROME INTERFACE MICRO MULTI-UNIT ABUTMENT		
CODE	LENGTH (mm)	
IMMAC 04	4.0	
IMMAC 06	6.0	
IMMAC 0406	4.0	⊙
IMMAC 0606	6.0	⊙

- * Analog sequence
- * Digital sequence
- * Hex driver
- * Anti-Rotational component
- * Squared Screw
- * Abutment Screw
- * Rotational component

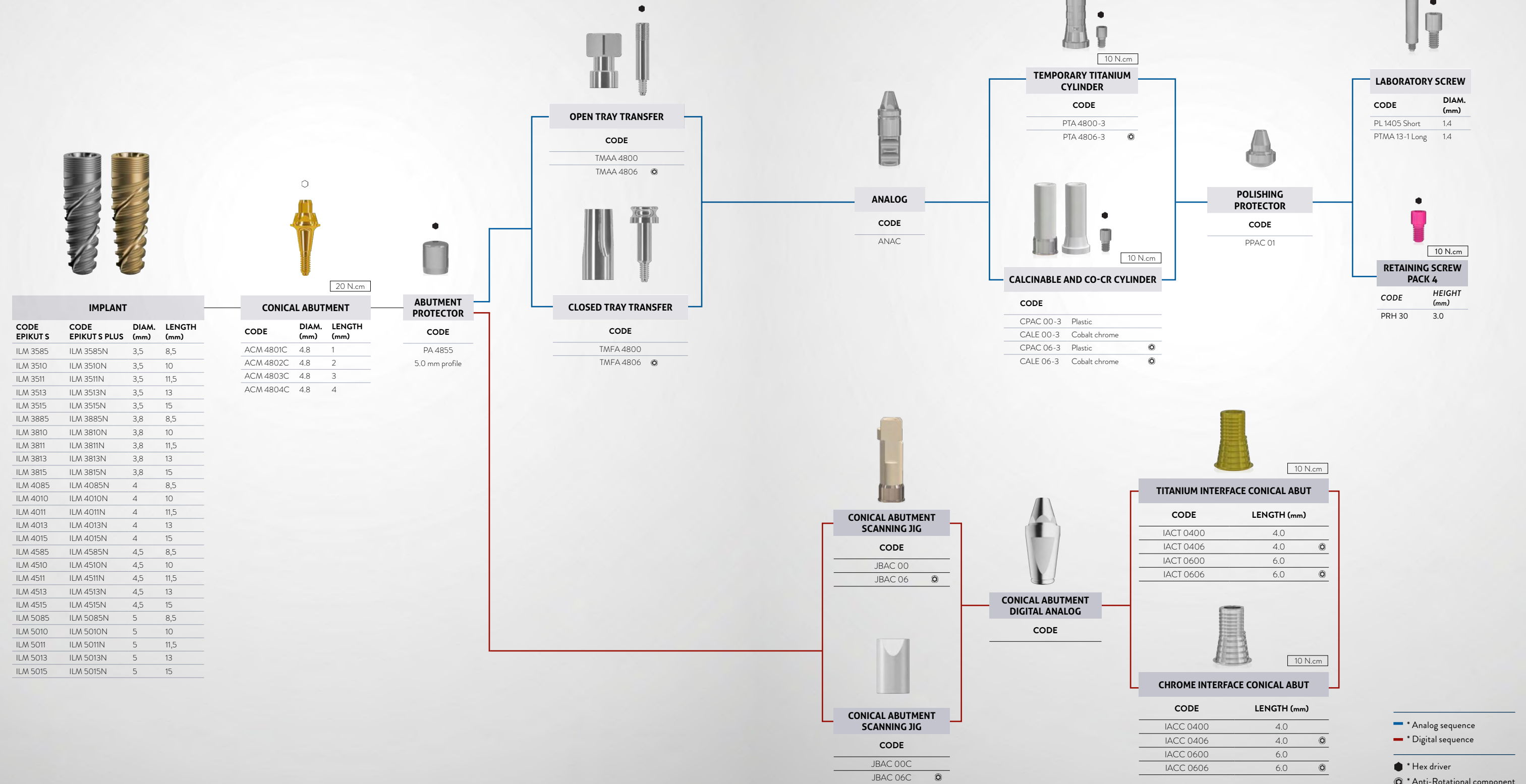
*Check product availability in your country.

EPIKUT S 16°

MT 16° PROSTHETIC SEQUENCE

CONICAL ABUTMENT

SINGLE/MULTIPLE SCREW RETAINED RESTORATIONS



IMPLANT			
CODE EPIKUT S	CODE EPIKUT S PLUS	DIAM. (mm)	LENGTH (mm)
ILM 3585	ILM 3585N	3,5	8,5
ILM 3510	ILM 3510N	3,5	10
ILM 3511	ILM 3511N	3,5	11,5
ILM 3513	ILM 3513N	3,5	13
ILM 3515	ILM 3515N	3,5	15
ILM 3885	ILM 3885N	3,8	8,5
ILM 3810	ILM 3810N	3,8	10
ILM 3811	ILM 3811N	3,8	11,5
ILM 3813	ILM 3813N	3,8	13
ILM 3815	ILM 3815N	3,8	15
ILM 4085	ILM 4085N	4	8,5
ILM 4010	ILM 4010N	4	10
ILM 4011	ILM 4011N	4	11,5
ILM 4013	ILM 4013N	4	13
ILM 4015	ILM 4015N	4	15
ILM 4585	ILM 4585N	4,5	8,5
ILM 4510	ILM 4510N	4,5	10
ILM 4511	ILM 4511N	4,5	11,5
ILM 4513	ILM 4513N	4,5	13
ILM 4515	ILM 4515N	4,5	15
ILM 5085	ILM 5085N	5	8,5
ILM 5010	ILM 5010N	5	10
ILM 5011	ILM 5011N	5	11,5
ILM 5013	ILM 5013N	5	13
ILM 5015	ILM 5015N	5	15

CONICAL ABUTMENT		
CODE	DIAM. (mm)	LENGTH (mm)
ACM 4801C	4.8	1
ACM 4802C	4.8	2
ACM 4803C	4.8	3
ACM 4804C	4.8	4

ABUTMENT PROTECTOR
CODE
PA 4855
5.0 mm profile

OPEN TRAY TRANSFER
CODE
TMAA 4800
TMAA 4806

CLOSED TRAY TRANSFER
CODE
TMFA 4800
TMFA 4806

CONICAL ABUTMENT SCANNING JIG
CODE
JBAC 00
JBAC 06

CONICAL ABUTMENT SCANNING JIG
CODE
JBAC 00C
JBAC 06C

CONICAL ABUTMENT DIGITAL ANALOG
CODE

TEMPORARY TITANIUM CYLINDER
CODE
PTA 4800-3
PTA 4806-3

CALCINABLE AND CO-CR CYLINDER
CODE
CPAC 00-3 Plastic
CALE 00-3 Cobalt chrome
CPAC 06-3 Plastic
CALE 06-3 Cobalt chrome

TITANIUM INTERFACE CONICAL ABUT	
CODE	LENGTH (mm)
IACT 0400	4.0
IACT 0406	4.0
IACT 0600	6.0
IACT 0606	6.0

CHROME INTERFACE CONICAL ABUT	
CODE	LENGTH (mm)
IACC 0400	4.0
IACC 0406	4.0
IACC 0600	6.0
IACC 0606	6.0

LABORATORY SCREW	
CODE	DIAM. (mm)
PL 1405 Short	1.4
PTMA 13-1 Long	1.4

RETAINING SCREW PACK 4	
CODE	HEIGHT (mm)
PRH 30	3.0

- * Analog sequence
- * Digital sequence
- * Hex driver
- * Anti-Rotational component
- * Squared Screw
- * Abutment Screw
- * Rotational component

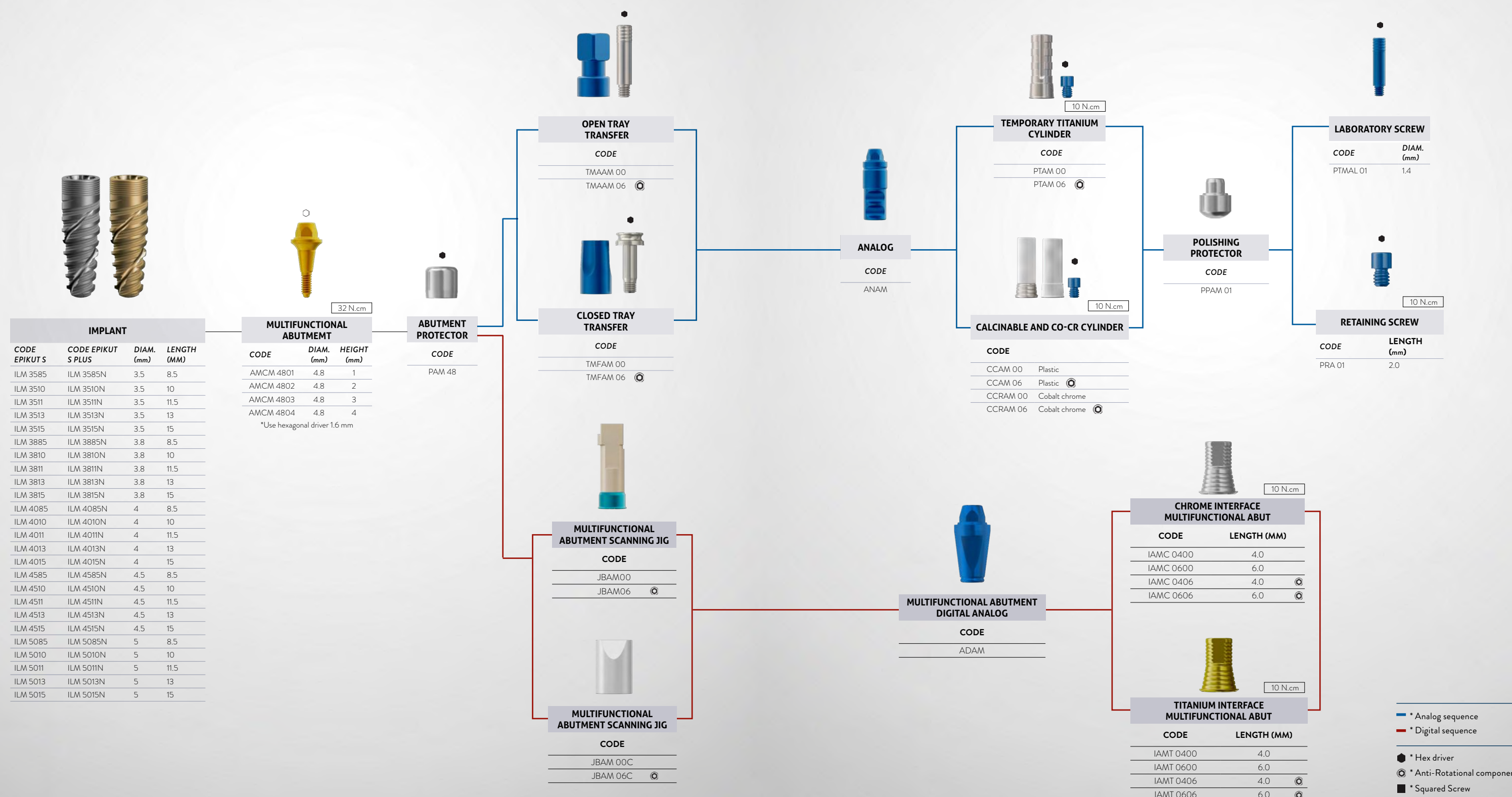
*Check product availability in your country.

EPIKUT S 16°

MT 16° PROSTHETIC SEQUENCE

MULTIFUNCTIONAL ABUTMENT (ANALOG AND DIGITAL)

Multiple screw retained restorations



IMPLANT			
CODE EPIKUT S	CODE EPIKUT S PLUS	DIAM. (mm)	LENGTH (MM)
ILM 3585	ILM 3585N	3.5	8.5
ILM 3510	ILM 3510N	3.5	10
ILM 3511	ILM 3511N	3.5	11.5
ILM 3513	ILM 3513N	3.5	13
ILM 3515	ILM 3515N	3.5	15
ILM 3885	ILM 3885N	3.8	8.5
ILM 3810	ILM 3810N	3.8	10
ILM 3811	ILM 3811N	3.8	11.5
ILM 3813	ILM 3813N	3.8	13
ILM 3815	ILM 3815N	3.8	15
ILM 4085	ILM 4085N	4	8.5
ILM 4010	ILM 4010N	4	10
ILM 4011	ILM 4011N	4	11.5
ILM 4013	ILM 4013N	4	13
ILM 4015	ILM 4015N	4	15
ILM 4585	ILM 4585N	4.5	8.5
ILM 4510	ILM 4510N	4.5	10
ILM 4511	ILM 4511N	4.5	11.5
ILM 4513	ILM 4513N	4.5	13
ILM 4515	ILM 4515N	4.5	15
ILM 5085	ILM 5085N	5	8.5
ILM 5010	ILM 5010N	5	10
ILM 5011	ILM 5011N	5	11.5
ILM 5013	ILM 5013N	5	13
ILM 5015	ILM 5015N	5	15

MULTIFUNCTIONAL ABUTMENT		
CODE	DIAM. (mm)	HEIGHT (mm)
AMCM 4801	4.8	1
AMCM 4802	4.8	2
AMCM 4803	4.8	3
AMCM 4804	4.8	4

*Use hexagonal driver 1.6 mm

ABUTMENT PROTECTOR
CODE
PAM 48

OPEN TRAY TRANSFER
CODE
TMAAM 00
TMAAM 06

CLOSED TRAY TRANSFER
CODE
TMFAM 00
TMFAM 06

MULTIFUNCTIONAL ABUTMENT SCANNING JIG
CODE
JBAM00
JBAM06

MULTIFUNCTIONAL ABUTMENT SCANNING JIG
CODE
JBAM 00C
JBAM 06C

ANALOG
CODE
ANAM

TEMPORARY TITANIUM CYLINDER
CODE
PTAM 00
PTAM 06

CALCIFIABLE AND CO-CR CYLINDER	
CODE	
CCAM 00	Plastic
CCAM 06	Plastic
CCRAM 00	Cobalt chrome
CCRAM 06	Cobalt chrome

POLISHING PROTECTOR
CODE
PPAM 01

LABORATORY SCREW	
CODE	DIAM. (mm)
PTMAL 01	1.4

RETAINING SCREW	
CODE	LENGTH (mm)
PRA 01	2.0

CHROME INTERFACE MULTIFUNCTIONAL ABUT	
CODE	LENGTH (MM)
IAMC 0400	4.0
IAMC 0600	6.0
IAMC 0406	4.0
IAMC 0606	6.0

TITANIUM INTERFACE MULTIFUNCTIONAL ABUT	
CODE	LENGTH (MM)
IAMT 0400	4.0
IAMT 0600	6.0
IAMT 0406	4.0
IAMT 0606	6.0

*Check product availability in your country.

- * Analog sequence
- * Digital sequence
- * Hex driver
- * Anti-Rotational component
- * Squared Screw
- * Abutment Screw
- * Rotational component

EPIKUT S 16°

PROSTHETIC SEQUENCE 16°

PRE-MILLED ABUTMENTS

SINGLE PERSONALIZED RESTORATIONS



IMPLANT

CODE EPIKUT S	CODE EPIKUT S PLUS	DIAM. (mm)	LENGTH (mm)
ILM 3585	ILM 3585N	3,5	8,5
ILM 3510	ILM 3510N	3,5	10
ILM 3511	ILM 3511N	3,5	11,5
ILM 3513	ILM 3513N	3,5	13
ILM 3515	ILM 3515N	3,5	15
ILM 3885	ILM 3885N	3,8	8,5
ILM 3810	ILM 3810N	3,8	10
ILM 3811	ILM 3811N	3,8	11,5
ILM 3813	ILM 3813N	3,8	13
ILM 3815	ILM 3815N	3,8	15
ILM 4085	ILM 4085N	4	8,5
ILM 4010	ILM 4010N	4	10
ILM 4011	ILM 4011N	4	11,5
ILM 4013	ILM 4013N	4	13
ILM 4015	ILM 4015N	4	15
ILM 4585	ILM 4585N	4,5	8,5
ILM 4510	ILM 4510N	4,5	10
ILM 4511	ILM 4511N	4,5	11,5
ILM 4513	ILM 4513N	4,5	13
ILM 4515	ILM 4515N	4,5	15
ILM 5085	ILM 5085N	5	8,5
ILM 5010	ILM 5010N	5	10
ILM 5011	ILM 5011N	5	11,5
ILM 5013	ILM 5013N	5	13
ILM 5015	ILM 5015N	5	15



TITANIUM HEALING CAP

CODE	DIAM. (mm)	LENGTH (mm)
CIM 3502C	3.5	2.0
CIM 3504C	3.5	4.0
CIM 3506C	3.5	6.0
CIM 4502C	4.5	2.0
CIM 4504C	4.5	4.0
CIM 4506C	4.5	6.0



PEEK HEALING CAP

CODE	DIAM. PLAT. (mm)	PROFILE DIAM. (mm)	HEIGHT (mm)
CPCM 0504	N/A	5	4
CPCM 0804	N/A	8	4
CPCM 0508	N/A	5	8

10 N.cm



MT 16° SCANNING JIG

CODE

JBSWCM



MT 16° SCANNING JIG

CODE

JBSWCMC



MT 16° DIGITAL ANALOG

CODE

ADCM



PRE-MILLED

CODE

AFTCM 1601DS*

AFTCM 1602DS*

AFTCM 1601MK**

AFTCM 1602MK**

*Compatible with DESS Holder
**Compatible with MEDENTIKA Holder

* Analog sequence

* Digital sequence

* Hex driver

* Anti-Rotational component

* Squared Screw

* Abutment Screw

* Rotational component

*Check product availability in your country.

Epikut^S

MORSE TAPER 16° LONG

- › Indicated for intraoral surgical placement in the maxilla, preferably in bones type III and IV (low density bones), for total edentulism cases, post extraction alveolus, immediate and delayed loading.
- › EPIKUT S LONG PLUS: the ultra-thin layer of hydroxyapatite increases the activity of the proteins involved in the osseointegration process.
- › The exclusive macro geometry guarantees precision and agility at the time of surgery.
- › Components compatible with the Unitite Prime and Strong SWC line.
- › Internal angulation: 16°.

INDICATIONS FOR CLINICAL USE:

- › 3.8 - Anterior region
- › 4.0 - Anterior and posterior region
- › 4.5 - Posterior region

- › Infra-bone installation
- › Initial drill speed: 1200 rpm
- › Speed of the drills 2.3 to 4.3 mm: 800 rpm.
- › Insertion speed: 20 to 40 rpm
- › Maximum torque: 80 N.cm
- › Immediate loading*: recommended torque from 45 to 80 N.cm

* Relative contraindication in patients with systemic or local problems and at the professional's discretion.



EPIKUT S LONG DRILLING SEQUENCE

FOR SOFT TYPE BONES

Drilling sequence used for bone type IV.



Epikut S Long Epikut S Long Plus

		1.200 RPM	800 RPM						
Ø DIAM. (mm)		FL 2024 (A)	FHE 2324 (B)	FHE 3024 (C)	FHI 3324 (D)	FHI 3624 (E)	FHI 3824 (E+)	FHI 4024 (F)	FHI 4324 (G)
ILM38xx	3.8	•	•	•					
ILM40xx	4.0	•	•	•	•				
ILM45xx	4.5	•	•	•	•	•			

FOR MEDIUM TYPE BONES

Drilling sequence used for bone type II and III.



Epikut S Long Epikut S Long Plus

		1.200 RPM	800 RPM						
Ø DIAM. (mm)		FL 2024 (A)	FHE 2324 (B)	FHE 3024 (C)	FHI 3324 (D)	FHI 3624 (E)	FHI 3824 (E+)	FHI 4024 (F)	FHI 4324 (G)
ILM38xx	3.8	•	•	•	•	•			
ILM40xx	4.0	•	•	•	•	•	•		
ILM45xx	4.5	•	•	•	•	•	•	•	•

• USE OF DRILL IS OPTIONAL

FOR HARD TYPE BONES

Drilling sequence used for bone type I.



Epikut S Long Epikut S Long Plus

		1.200 RPM	800 RPM						
Ø DIAM. (mm)		FL 2024 (A)	FHE 2324 (B)	FHE 3024 (C)	FHI 3324 (D)	FHI 3624 (E)	FHI 3824 (E+)	FHI 4024 (F)	FHI 4324 (G)
ILM38xx	3.8	•	•	•	•	•			
ILM40xx	4.0	•	•	•	•	•	•		
ILM45xx	4.5	•	•	•	•	•	•	•	•

Technical measures EPIKUT S LONG 16°

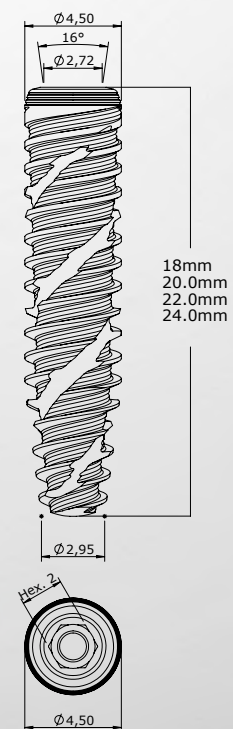
ILM 38xx ILM 38xxN



ILM 40xx ILM 40xxN



ILM 45xx ILM 45xxN



MT 16° LONG PROSTHETIC SEQUENCE

MULTI-UNIT ABUTMENT (ANALOGIC AND DIGITAL)

Multiple screw retained restorations



20 N.cm

STRAIGHT MULTI-UNIT ABUTMENT

CODE	DIAM. (mm)	HEIGHT (mm)
MAM 4801 C	4.8	1
MAM 4802 C	4.8	2
MAM 4803 C	4.8	3
MAM 4804 C	4.8	4



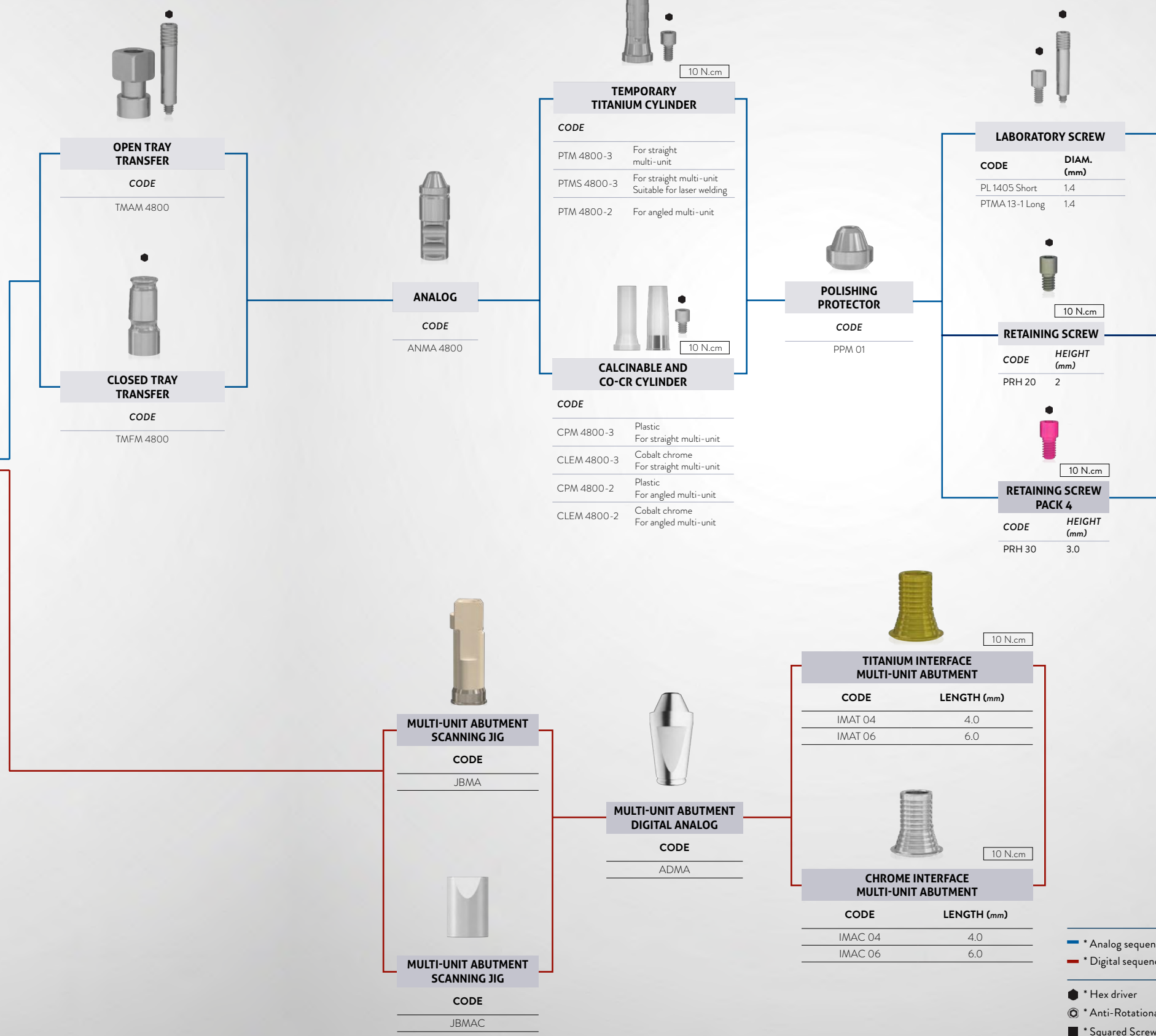
20 N.cm

INDEXED ANGLED MULTI-UNIT ABUTMENT






CODE	DIAM. (mm)	HEIGHT (mm)
MAAM 4802I	4.8	2
MAAM 4803I	4.8	3
MAAM 4804I	4.8	4
MAAM 4832I	4.8	2
MAAM 4833I	4.8	3
MAAM 4834I	4.8	4

*Use hexagonal driver 1.2 mm

IMPLANT			
CODE EPIKUT S LONG	CODE EPIKUT S LONG PLUS	DIAM. (mm)	LENGTH (MM)
ILM 3818	ILM 3818N	3.8	18
ILM 3820	ILM 3820N	3.8	20
ILM 3822	ILM 3822N	3.8	22
ILM 3824	ILM 3824N	3.8	24
ILM 4018	ILM 4018N	4.0	18
ILM 4020	ILM 4020N	4.0	20
ILM 4022	ILM 4022N	4.0	22
ILM 4024	ILM 4024N	4.0	24
ILM 4518	ILM 4518N	4.5	18
ILM 4520	ILM 4520N	4.5	20
ILM 4522	ILM 4522N	4.5	22
ILM 4524	ILM 4524N	4.5	24

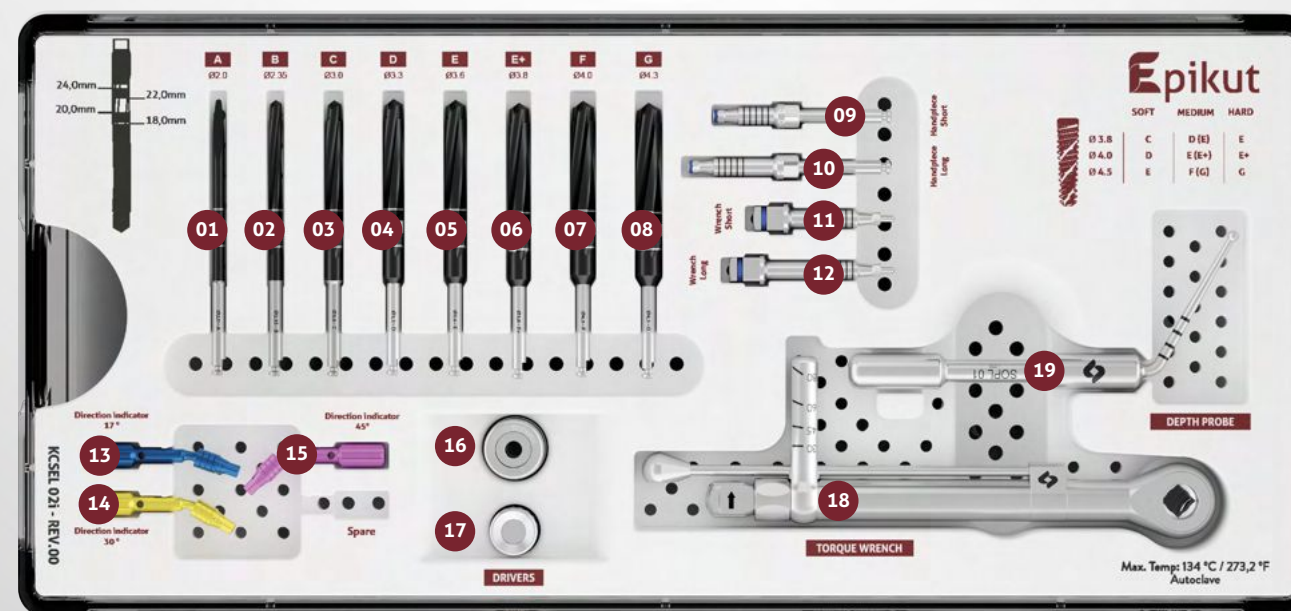
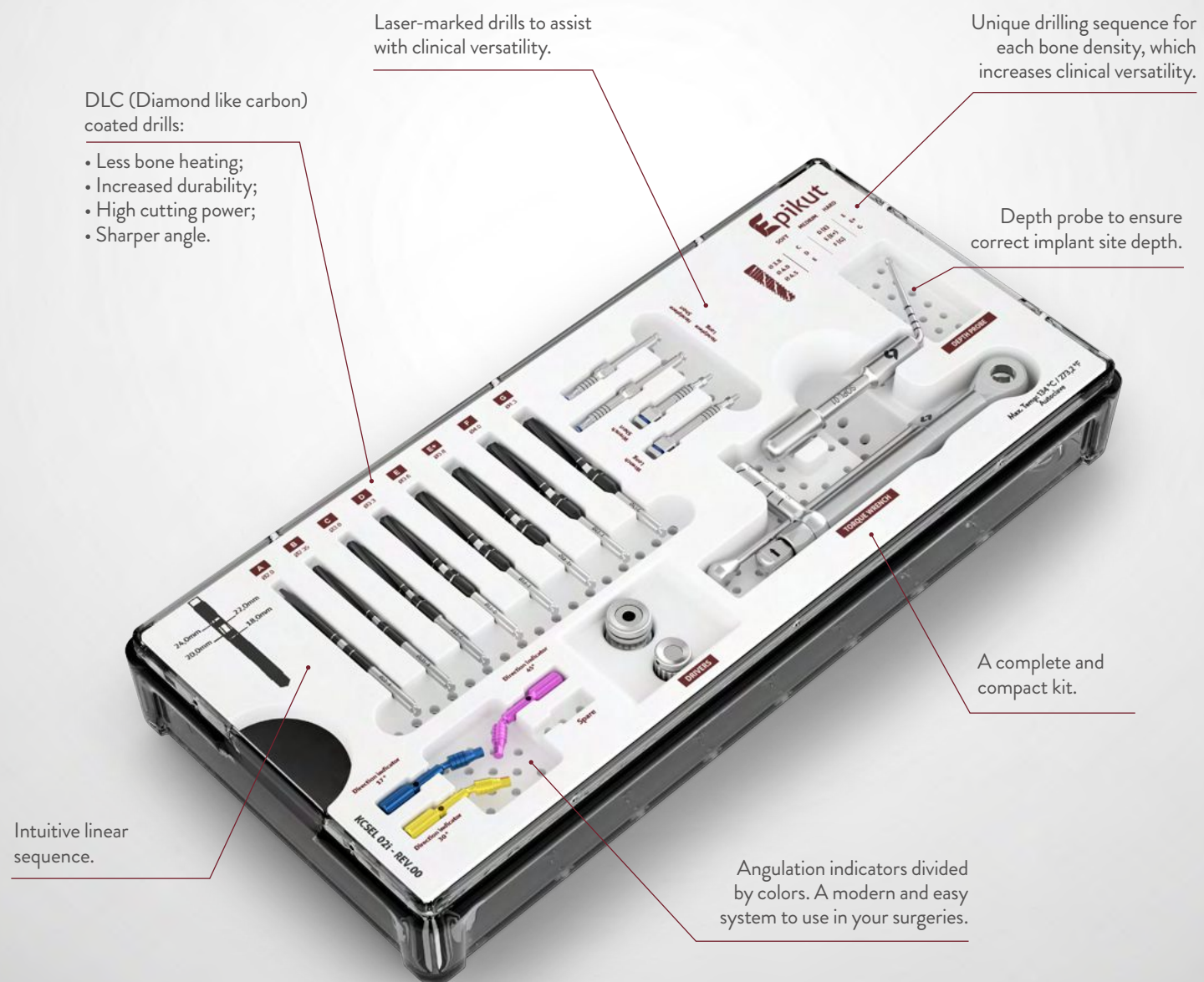


EPIKUT S LONG

- * Analog sequence
- * Digital sequence
-  * Hex driver
-  * Anti-Rotational component
-  * Squared Screw
-  * Abutment Screw
-  * Rotational component

EPIKUT S LONG SURGICAL KIT

MAXIMUM FUNCTIONALITY AND SIMPLICITY FOR YOUR SURGERIES



CODE: KCSEL 02i
 ORGANIZING BOX CODE: COSEL 02

*Check product availability in your country.

EPIKUT SAFE DRILL KIT

MAKING YOUR SURGERIES MORE PRACTICAL AND PRECISE

Performance and efficiency: exclusive polyacetal limiters with perfect fit and high resistance, which guarantees greater durability of the kit.

Bone Drill Limiters available for each drill diameter.

The Epikut Safe Drill Kit is only compatible with the Epikut Surgical Kit.

Prevent injuries to noble structures like nerves, maxillary sinus and nasal cavity.

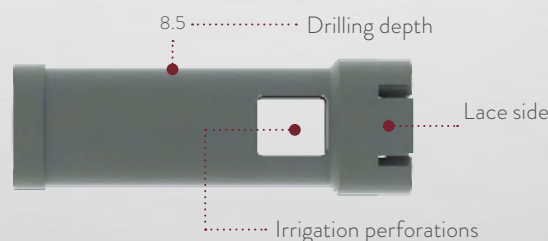


Removable tray to facilitate cleaning.

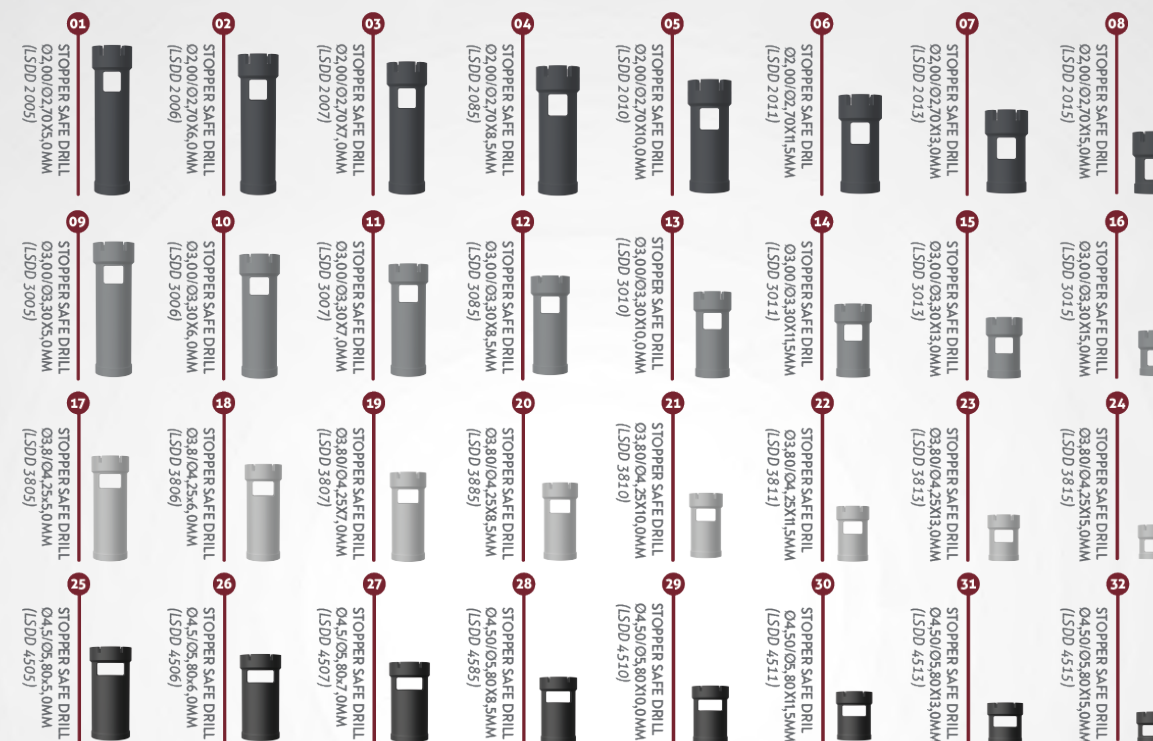
Easy to use: color coding system, which facilitates clinical use.

For the Morse Taper installation to occur as recommended (infra-bone) it is necessary to use a limiter 1.5 mm greater than the desired depth.

CODE: KESD 02



*Check product availability in your country.



CODE: KESD 02
ORGANIZING BOX CODE: COESD 02


EPIKUT GUIDED SURGERY KIT

Developed with high-tech innovation and superior industrial quality, **Epikut Guided Surgery Kit** provides several benefits throughout the dental implant installation procedure.

Now you can offer your patients **a more comfortable surgery, accurate precision, reduced surgical time and better postoperative recovery.**

Discover what is the best in worldwide implantology.

Color coding
Modern and easy to browse through.



Options of installation in several diameters, lengths and prosthetic platforms of the implant lines.

Integrated Safe Drill system with limiters that allow precise control of the alveolus depth.

Unique drilling sequence for each bone density increasing clinical versatility

CODE: KCSEG 01
ORGANIZING BOX CODE: COSEG 01

* Epikut Guided Surgery Kit only available for Epikut S implants.

**Check product availability in your country.

With the S.I.N. Guided Surgery technique, you will have:

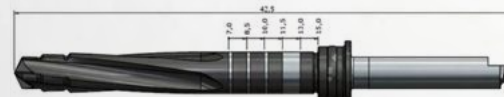
- Shorter surgery time, as there is greater precision in implant installation.
- More predictability and accuracy in planning.
- High implant survival rate.
- Reduced bleeding.
- Faster recovery for patient.
- Better postoperative recovery.
- Preservation of bone tissue volume around the implant.
- Better maintenance of soft tissue.
- Possibility of immediate installation of the prosthesis through a digital workflow.

Long and short drill system

> Greater range of options according to the clinical case.

Standard drill: 42.5mm

- > Millimetric depth markings;
- > Safe Drill fitting;
- > Recommended for all types of procedure.



Short Drills: 37.5mm

- > Indicated for patients with poor mouth opening/posterior regions;
- > Allows the installation of implants of 7mm / 8.5mm / 10mm / 11.5mm**;
- > It does not have a fitting for the Safe Drill stopper.



**In condition H6.5 with short drill, the maximum implant length to be installed should be 10mm.

Flexible sleeve positioning system

> It allows the PLACEMENT OF THE SURGICAL GUIDES IN TWO DIFFERENT POSITIONS in relation to the Implant platform.



Narrow sleeve system

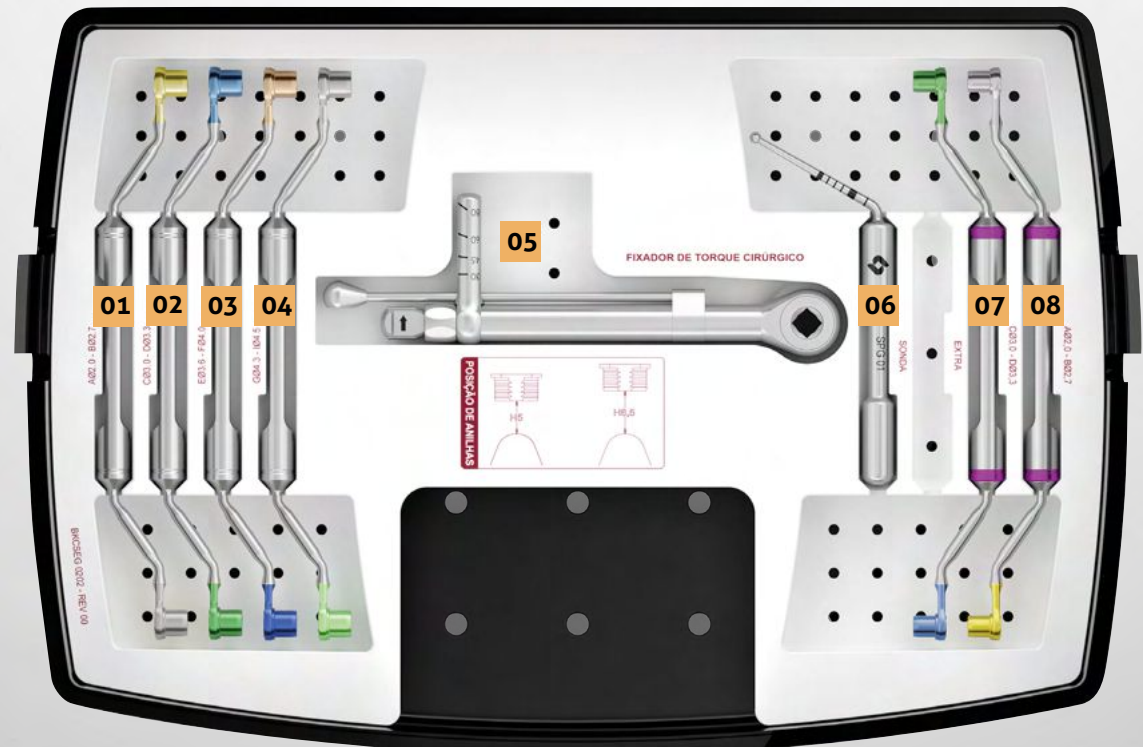

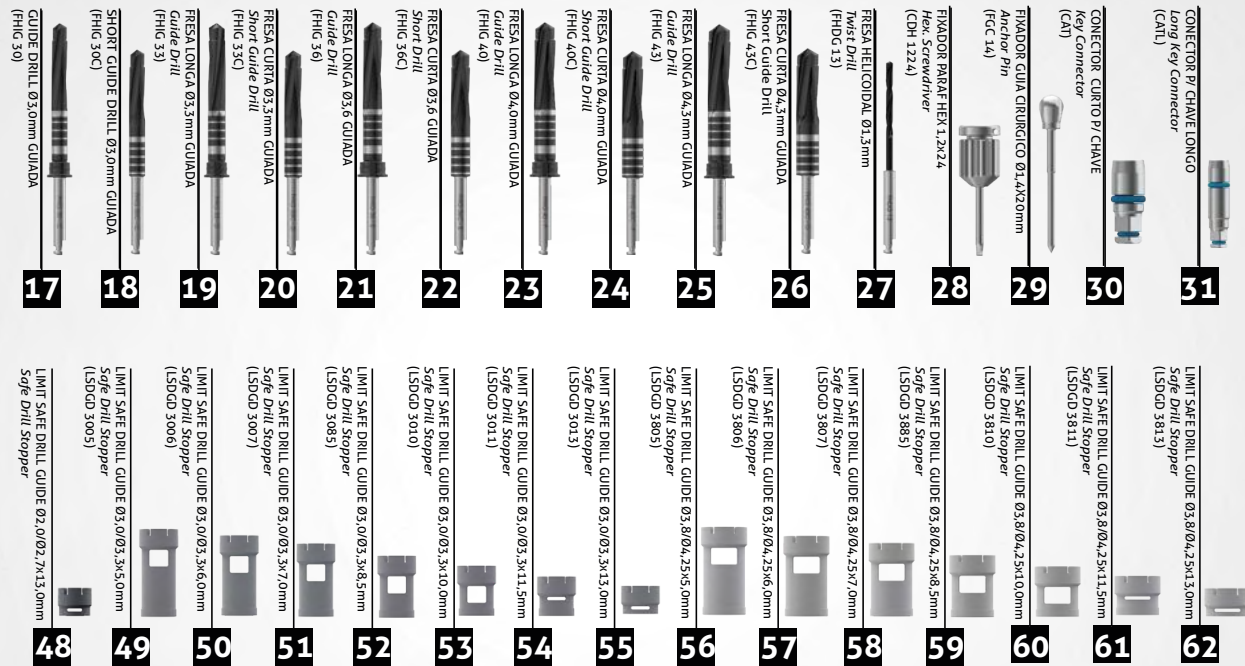
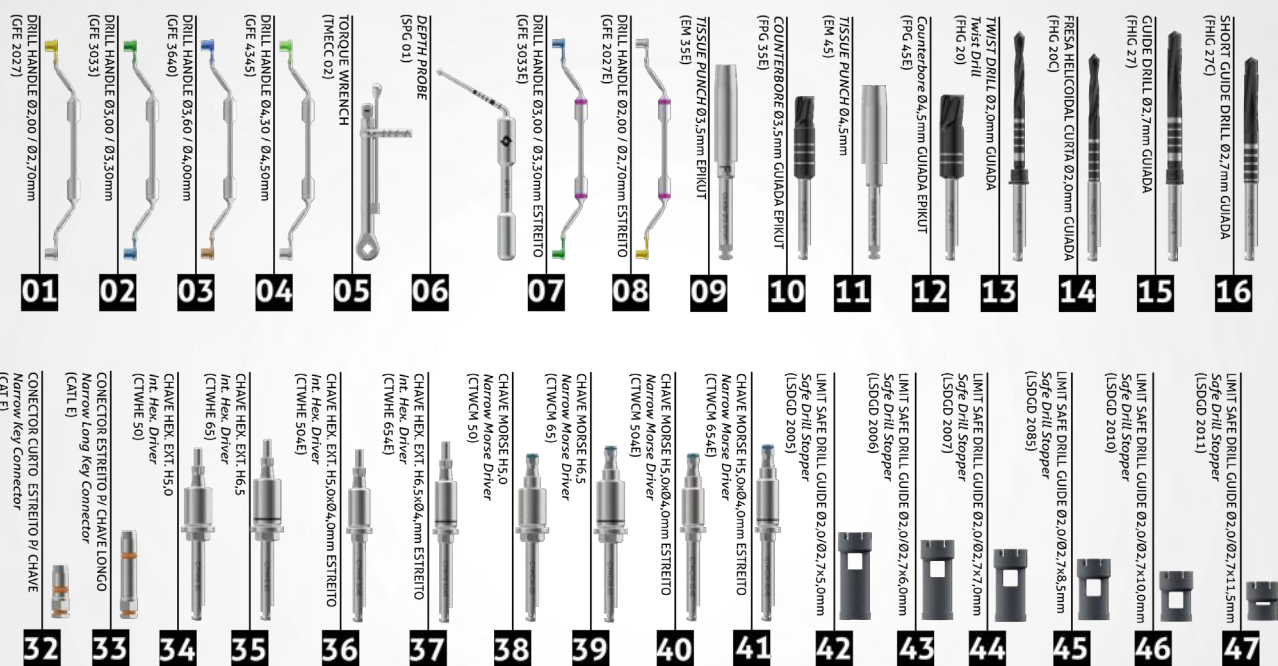
> It AVOIDS COLLISION BETWEEN GUIDE SLEEVES and orientation errors at short mesio-distal distances.



CODE	DESCRIPTION
AFG 14	WASHER FOR GUIDE FIXER Ø 1.4 mm
AG 40	WASHER FOR GUIDE FIXER Ø 4.0 mm
AG 50	WASHER FOR GUIDE FIXER Ø 5.0 mm

ORGANIZING BOX

EPIKUT® GUIDED SURGERY KIT



* Epikut Guided Surgery Kit only available for Epikut S implants.

**Check product availability in your country.

PROSTHETIC KIT

FUNCTIONAL, PRACTICAL AND COMPACT

Transparent lid for identification without the need for opening and loss of asepsis after autoclaving.

Used for insertion, removal and torque of prosthetic components.

35% lighter than other kits on the market.

Detachable ratchet with torque meter: safety when installing components.

Ease to assemble: all descriptions already engraved on the tray.

Thinner wrench, specific for the angled abutment.

Full lock: keys do not move regardless of position and movement.

Silicone rings color-coded according to each key.

Functionality: Instrumental with better retention in the use of the torque ratchet.

*Check product availability in your country.

01 Torque Wrench (TMEC)

02 Hex. Driver 0.9x20mm (CCH 0920)

03 Hex Driver 1.2x24mm (CDHC 24)

04 Hex. Driver 1.2x20mm (CDHC 20)

05 Hex. Driver 1.6 mm medium (CCH 1624)

06 Square Driver 1.3x20mm (CQTM 20)

07 Square Driver 1.3x24mm (CQTM 24)

08 Multi-Unit/Conical Driver (CDAC 20)

09 Ang. Multi-Unit Driver 1.2mm (CHTMA 24)

10 O'Ring Driver (CCAO 20)

11 Digital Adapter (CPQ 02)

01 Torque Wrench (TMEC)

02 Hex. Driver 0.9x20mm (CCH 0920)

03 Hex Driver 1.2x24mm (CDHC 24)

04 Hex. Driver 1.2x20mm (CDHC 20)

05 Hex. Driver 1.6 mm medium (CCH 1624)

06 Square Driver 1.3x20mm (CQTM 20)

07 Square Driver 1.3x24mm (CQTM 24)

08 Multi-Unit/Conical Driver (CDAC 20)

09 Ang. Multi-Unit Driver 1.2mm (CHTMA 24)

10 O'Ring Driver (CCAO 20)

11 Digital Adapter (CPQ 02)

Hex. 0.9 Hex. 1.2 Quad/Square 1.3 Mini Abutment O'ring

Digital Hex. 1.2 Hex. 1.6 Quad/Square 1.3 Mini Abut. Ang. 1.2

Max Temp. 134°C / 273.2°F Autoclave

S.I.N. Implant System

BONE EXPANDER KIT

Ideal for performing lateral bone expansion, the Bone Expander Kit is the essential tool for its clinical ease, in addition to avoiding the need to use bone grafts.

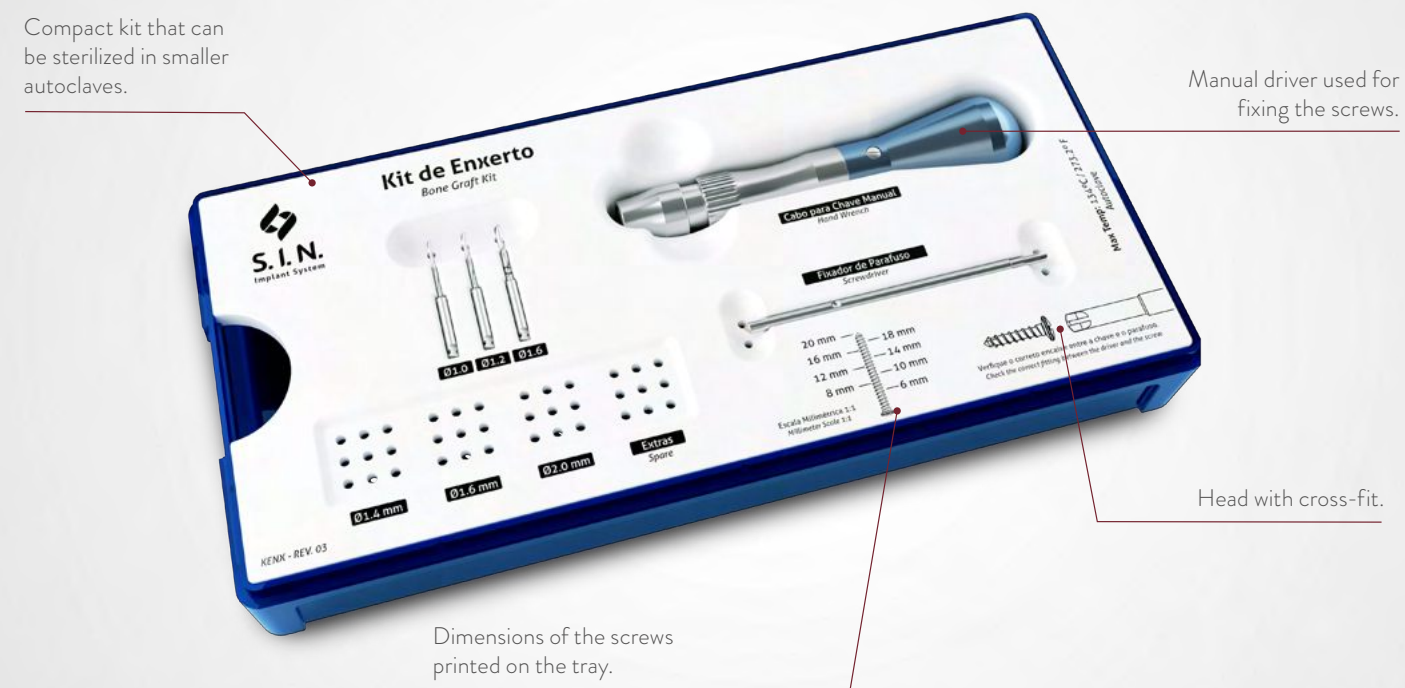


CODE: KEXP
ORGANIZING BOX CODE: COEXP

CODE	DESCRIPTION
SXPS 01	Expansor with stop 1 - ø 1.65 mm Tip
SXPS 02	Expansor with stop 2 - ø 1.90 mm Tip
SXPS 03	Expansor with stop 3 - ø 2.85 mm Tip
SXPS 04	Expansor with stop 4 - ø 3.15 mm Tip
COEXP	Expander Organing Box

BONE GRAFT SURGICAL KIT

Used for stabilization of bone grafts in block and for guided bone regeneration surgery, the Bone Graft Kit has a key with a cross-fit, in order to give more precision when making use of the screws.



CODE: KENX
ORGANIZING BOX CODE: COENX

BONE GRAFT SCREWS



CODE	DIAM.	LENGTH
PEX 1408	1.4 mm	8.0 mm
PEX 1410	1.4 mm	10.0 mm
PEX 1412	1.4 mm	12.0 mm
PEX 1608	1.6 mm	8.0 mm
PEX 1610	1.6 mm	10.0 mm
PEX 1612	1.6 mm	12.0 mm

CODE	DESCRIPTION
CDM 02	Hand Wrench
CPEX	Screwdriver
FH 1015	Drill Helical ø 1.0 mm x 15.0 mm
FH 1215	Drill Helical ø 1.2 mm x 15.0mm
FH 1615	Drill Helical ø 1.6 mm x 15.0mm
COENX	Bone Graft Organizing Box


NOTE: Screws are sold separately.

SINUS LIFT KIT

Indicated for sinus lift surgery, the Sinus Lift Kit enables the sinus membrane to be displaced, as well as curettage and compaction of the bone graft.

Instrumentals made from surgical steel.

Lighter currettes for easier handling.



Handles with geometry and channels that facilitate their grip.

Compact and lightweight box design that allows sterilization in smaller autoclaves.

CODE: KLEV 02
ORGANIZING BOX CODE: COLEV

CODE	DESCRIPTION
CRT 01	Curette 01
CRT 02	Curette 02
CRT 03	Curette 03
CRT 04	Curette 04
CRT 05	Curette 05
COLEV	Sinus Lift Organizing Box

OSTEOTOME KIT

It enables the performance of atraumatic maxillary sinus elevation, which results in a vertical bone gain, the Osteotome Kit is the ideal tool for its cases and avoids the need for bone grafting.

Compact kit that can be sterilized in smaller autoclaves.

Specifications of tip dimensions printed on the tray.



The stops are included.

CODE: KOST
ORGANIZING BOX CODE: COOST

CODE	DESCRIPTION
SOST 01	OSTEOTOME SUMMER W/ STOP 1 - ø 1.60 mm Tip
SOST 02	OSTEOTOME SUMMER W/ STOP 2 - ø 1.90 mm Tip
SOST 03	OSTEOTOME SUMMER W/ STOP 3 - ø 2.90 mm Tip
SOST 04	OSTEOTOME SUMMER W/ STOP 4 - ø 3.20 mm Tip
COOST	OSTEOTOME ORGANIZING BOX

ROTARY EXPANDING KIT

Indicated for situations of little bone thickness, besides having 3 options: wrench, contra-angle and digital driver. Recommended for bone expansion and compaction and avoids the need for bone grafting.



CODE: KER
ORGANIZING BOX CODE: COER

CODE	DESCRIPTION
CPQ 02	Prosthetic Drum
CQCA 27	Contra-angle square drive
COER	Rotary Expanding Box
EXR 01	Rotary Expander 01 - ø 1.4 mm to ø 2.35 mm
EXR 02	Rotary Expander 02 - ø 1.4 mm to ø 3.05 mm
EXR 03	Rotary Expander 03 - ø 2.85 mm to ø 3.85 mm
EXR 04	Rotary Expander 04 - ø 3.15 mm to ø 4.25 mm
FRL 2020	Drill Lance ø 2.00 mm x 20.0 mm

ORTHODONTIC KIT

Kit with surgical simplicity for installation and removal of mini-screws, aiding in orthodontic treatment.



CODE: KOR
ORGANIZING BOX CODE: COOR


CODE	DESCRIPTION
CMPO 70	Hand wrench for micro orthodontic screws - High Utility
CCPO 24	Hand wrench for orthodontic screws - High Utility
FML 70	Manual lance-type drill
FH 1015	Twist Drill 1,0 x 15 mm
CDM 02	Hand wrench
CDPO 24	Digital Key for Orthodontic Screw (for final screw installation only)
COOR	Orthodontic Kit Set

NOTE: Screws are sold separately.

ORTHODONTIC MINI-IMPLANTS

- › Easy installation and removal.
- › Immediate loading can be done after surgical application.
- › Easy connection with orthodontic accessories.
- › Hole diameter : 0.6 mm.

AUTO DRILLING APEX:



INSTALLATION TECHNICAL INFORMATION

- › **Lengths:**
Gingival depth = 0, 1, 2 and 3 mm.
Length = 6, 8 and 10 mm.
- › **Diameter:**
1.4 mm
1.6 mm
1.8 mm

INSTRUMENTAL OF COMPLEMENTARY KITS

DIGITAL SCREWDRIVERS











ITEM	CODE	DESCRIPTION	LENGTH	INDICATION
	CDA 20	ABUTMENT SCREWDRIVER 20.0MM	SHORT	Used to set the mini-abutment and conical abutment screw
	CDA 24	ABUTMENT SCREWDRIVER 24.0MM	LONG	Used to set the mini-abutment and conical abutment screw
	CDH 0920	HEXAGONAL DIGITAL SCREWDRIVER 20.0MM	SHORT	Used for installation of Externa Hex. Tryon implant cover, two-pieces straight universal abut and angled universal abut.
	CDH 0924	HEXAGONAL DIGITAL SCREWDRIVER 24.0MM	LONG	Used for installation of Externa Hex. Tryon implant cover, two-pieces straight universal abut and angled universal abut.
	CDH 1220	HEXAGONAL DIGITAL SCREWDRIVER 20.0MM	SHORT	Used to set the mounting piece, healing, transfer, retaining screw (PTL 16, PT 2006, PT 2008, PRH 20 and PRH 30) and lab screws. 1.2mm hexagonal tip
	CDH 1224	HEXAGONAL DIGITAL SCREWDRIVER 24.0MM	LONG	Used to set the mounting piece, healing, transfer, retaining screw (PTL 16, PT 2006, PT 2008, PRH 20 and PRH 30) and lab screws. 1.2mm hexagonal tip
	CDHA 1220	HEX. DIGITAL SCREWDRIVER 20.0MM ANG. MINI-ABUTMENT	SHORT	Used to set the angular mini-abutment screw 1.2mm hexagonal tip (except for the Unitite angular mini-abutment).
	CDHA 1224	HEX. DIGITAL SCREWDRIVER 24.0MM ANG. MINI-ABUTMENT	LONG	Used to set the angular mini-abutment screw 1.2mm hexagonal tip (except for the Unitite angular mini-abutment).
	CDHA 1237	HEX. DIGITAL SCREWDRIVER 37.0MM ANG. MINI-ABUTMENT	EXTRA LONG	Used to set the angular mini-abutment screw 1.2mm hexagonal tip (except for the Unitite angular mini-abutment).
	CDQ 1220	SQUARE DIGITAL SCREWDRIVER 20.0MM	SHORT	Used to set the square-fit retaining screws (PTQ 2008, PTQH 18 and PTQ 2006). 1.3mm tip

SURGICAL HAMMER

ITEM	CODE	DESCRIPTION
	MART 1	<ul style="list-style-type: none"> > Surgical-grade stainless steel used with Osteotome and Expander kits. > Contact end made of synthetic material that provides improved sensitivity, less impact and reduced trauma during use.

*Check product availability in your country.

DIGITAL SCREWDRIVERS











ITEM	CODE	DESCRIPTION	LENGTH	INDICATION
	CDQ 1224	SQUARE DIGITAL SCREWDRIVER 24.0MM	LONG	Used to set the square-fit locking screws (PTQ 2008, PTQH 18 and PTQ 2006). 1.3mm tip
	CDQ 1237	SQUARE DIGITAL SCREWDRIVER 37.0MM	EXTRA LONG	Used to set the square-fit locking screws (PTQ 2008, PTQH 18 and PTQ 2006). 1.3mm tip
	CLH 1277	HEX. SCREWDRIVER 77.0MM	EXTRA LONG	Lab screwdriver. Used to set retaining screws (PTL 16, PT 2006, PT 2008, PRH 20 and PRH 30) and lab screws. 1.2mm hexagonal tip
	CLQ 1277	HEX. SCREWDRIVER 77.0MM	EXTRA LONG	Lab screwdriver. Used to set the square-fit retaining screws (PTQ 2008, PTQH 18 and PTQ 2006). 1.3mm tip
	CRC 16	PROVISIONAL CYLINDER REMOVAL SCREWDRIVER	SHORT	Used to remove 1.6mm Cone Morse Strong SW provisional cylinder
	CRC 18	PROVISIONAL CYLINDER REMOVAL SCREWDRIVER	SHORT	Used to remove the 1.8 mm Cone Morse 11,5° provisional cylinder
	CDH 1620	HEX DIGITAL SCREWDRIVER 16MM	SHORT	Used to install the Multifunctional Abutment. 1.6mm Hexagonal Tip
	CDH 1624	HEX DIGITAL SCREWDRIVER 16MM	MEDIUM	Used to install the Multifunctional Abutment. 1.6mm Hexagonal Tip
	CCH 1620	HEX RATCHET WRENCH 16MM	SHORT	Used for the installation and torque of the Multifunctional Abutment. 1.6mm Hexagonal Tip
	CCH 1624	HEX RATCHET WRENCH 16MM	MEDIUM	Used for the installation and torque of the Multifunctional Abutment. 1.6mm Hexagonal Tip

BONE PROFILING MILLING CUTTERS

ITEM	CODE	DESCRIPTION	INDICATION
	PO 4150	Platform 4.1 mm – External Hex.	Opens bone profile to 5.0 mm
	PO 5055	Platform 5.0 mm – External Hex.	Opens bone profile to 5.5 mm





*Check product availability in your country.

COUNTER-ANGLE SCREWDRIVER






ITEM	CODE	DESCRIPTION	LENGTH	INDICATION
	CTA 1224	ABUTMENT TORQUE SCREWDRIVER 24.0MM	LONG	Used to set the mini-abutment and conical abutment screw
	CTH 0924	COUNTER-ANGLE HEXAGONAL TORQUE SCREWDRIVER 24.0MM	LONG	Used for installation of Externa Hex. Tryon implant cover, two-pieces straight universal abut and angled universal abut.
	CTH 1220	COUNTER-ANGLE HEXAGONAL TORQUE SCREWDRIVER 20.0MM	SHORT	Used to set the mounting piece, healing, transfer, retaining screws (PTL 16, PT 2006, PT 2008, PRH 20 and PRH 30) and lab screws. 1.2mm hexagonal tip
	CTH 1224	COUNTER-ANGLE HEXAGONAL TORQUE SCREWDRIVER 24.0MM	LONG	Used to set the mounting piece, healing, transfer, retaining screws (PTL 16, PT 2006, PT 2008, PRH 20 and PRH 30) and lab screws. 1.2mm hexagonal tip
	CTH 1230	COUNTER-ANGLE HEXAGONAL TORQUE SCREWDRIVER 30.0MM	EXTRA LONG	Used to set the mounting piece, healing, transfer, retaining screws (PTL 16, PT 2006, PT 2008, PRH 20 and PRH 30) and lab screws. 1.2mm hexagonal tip
	CTHA 1220	ANGULAR MINI-ABUTMENT COUNTER-ANGLE HEXAGONAL TORQUE SCREWDRIVER 20.0MM	SHORT	Used to set the angular mini-abutment screw 1.2mm hexagonal tip (except for the Unitite angular mini-abutment).
	CTHA 1224	ANGULAR MINI-ABUTMENT COUNTER-ANGLE HEXAGONAL TORQUE SCREWDRIVER 24.0MM	LONG	Used to set the angular mini-abutment screw 1.2mm hexagonal tip (except for the Unitite angular mini-abutment).
	CTQ 20	SQUARE TORQUE SCREWDRIVER 20.0MM	SHORT	Used counter-angle to set square-fit retaining screws (PTQ 2008, PTQH 18 and PTQ 2006). 1.3mm tip
	CTQ 24	SQUARE TORQUE SCREWDRIVER 24.0MM	LONG	Used counter-angle to set square-fit retaining screws (PTQ 2008, PTQH 18 and PTQ 2006). 1.3mm tip
	CTQ 30	SQUARE TORQUE SCREWDRIVER 30.0MM	EXTRA LONG	Used counter-angle to set square-fit retaining screws (PTQ 2008, PTQH 18 and PTQ 2006). 1.3mm tip

*Check product availability in your country.

HELICAL MILLING CUTTERS

ITEM	CODE	MEASUREMENTS	DESCRIPTION
	FH 2010	ø 2,0x 10,0 mm	> Surgical-grade stainless steel > Thermal treatment > Laser markings > Used as a sequence to make the alveolus
	FH2020	ø 2,0x 18,0 mm	
	FH3010	ø 3,0x 10,0 mm	
	FH3020	ø 3,0x 18,0 mm	

TREPHINE MILLING CUTTERS

ITEM	CODE	MEASUREMENTS	DESCRIPTION
	FTR 02	ø 2,0 mm	> Surgical-grade stainless steel > Thermal treatment > Laser markings > May be used to remove implants, remove bone, and bone biopsy > Measures refer to the inner diameter of the part
	FTR04	ø 4,2 mm	
	FTR 05	ø 5,1 mm	
	FTR 06	ø 6,1 mm	
	FTR 08	ø 8,0 mm	

*Check product availability in your country.

MORE EASILY AND SAFETY FOR YOUR CLINICAL PROCEDURES

S.I.N. Implant System packaging is practical, maintaining the products in their integrity, facilitating the handling and the identification.

› **01** The package is easy to open and handle even with gloves on.

› **02** Transparency of package for optimal visibility of the implant.

› **03** Separate compartments in same package for implant and cover.

› **04** Snap-on top opening system ensures sterilization of the implant.

› **05** With a proper connector, capture the implant with the counter angle key and move it until it reaches the perfect fit.

› **06** The only implant system that offers the cover screw in the same packaging. To capture it, remove the cover screw from the tube cap and fit it on the the 1.2 mm hexagonal digital key.

The implant should not be captured with the ratchet wrench.



SUPERIOR QUALITY AND TECHNOLOGY

*WE WARRANT, BECAUSE WE ARE PROUD
OF OUR PRODUCTS.*

S.I.N. Implant System's main priority is assuring the quality and safety to our clients. Offering the best for implants, components, surgical kits and tooling is the base of all our action.

INSPECTION IN A 100% OF THE BATCHES MANUFACTURED

The quality control is made in all S.I.N. products, to assure the success in the surgeries of all our clients, to meet the best quality standards, as well as to add value to all the ones who chose to give a smile back to people.



**IMPLANTS WITH WARRANTY
FOR LIFE***



**5 YEARS OF WARRANTY
PROSTHESIS COMPONENTS***



*SCAN THE LATERAL QR CODE
TO ACCESS S.I.N WARRANTY
TERMS OR ACCESS THE LINK
<https://bit.ly/3tHHnU8>

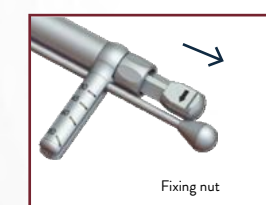


TORQUE WRENCH CLEANING PROCEDURES

The ratchet must be disassembled and cleaned immediately after every use.
For proper cleaning, disassemble multi-piece instruments into their single parts.
No tools are necessary for this process.

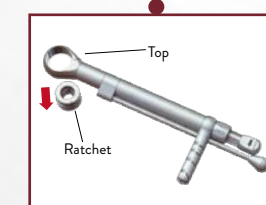
Pull the inverter
stem back on.

> 01



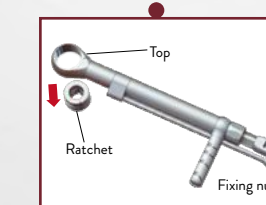
Remove the
ratchet.

> 02



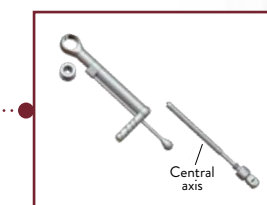
Rotate the fastening nut
in a counter-clockwise
direction.

> 03



Remove
the central axle.

> 04



Remove the stem
torque graduation.

> 05



Begin the
washing
procedure.

> 06



GENERAL INSTRUCTIONS

Special care and clarification on surgical instruments.



CLEANING KIT CASE

- Remove manually all surgical instruments from the kit. Remove the kit box parts (lid, tray and bottom).
- Prepare the enzymatic detergent, according to manufacturer's recommendation.
- Immerse the trays into the prepared detergent solution and keep in contact for at least 5 minutes, then using a soft bristle brush, scrub the parts to remove organic matter from the products.
- Remove trays from detergent solution and rinse with tap water for 1 minute, repeat the rinse for two more times, a total of three rinses of 1 minute each.
- Visual inspection of each part for cleaning process residue or organic waste from product use.
- If residue is detected in the product, repeat the cleaning process until the residue is completely removed.
- Dry with a soft, clean, dry cloth or disposable paper.



CLEANING SURGICAL INSTRUMENTS

- Disassemble the product (if applicable). For the torque wrench, disassembly it completely, remove all the internal organic matter using tap water and follow to the next step only after performing such procedures.
- Prepare the enzymatic detergent according to the manufacturer's recommendation.
- Immerse all parts of the product into the prepared detergent solution and keep in contact for at least 5 minutes, then using soft bristle brush, scrub the parts to remove organic matter from the products.
- Remove parts from detergent solution and rinse with tap water for 1 minute, repeat the rinse for two more times, a total of three rinses of 1 minute each.
- Visual inspection of each part for cleaning process residue or organic waste from product use.
- If residue is detected in the product, repeat the cleaning process until the residue is completely removed.
- Dry with a soft, clean, dry cloth or disposable paper.
- Follow to sterilization process.



STERILIZATION

- Product provided non-sterile. It must be sterilized in autoclave before use.
- Dry all instruments before the steam sterilization cycle.
- The product must be enclosed in a steam sterilizable wrap.
- Steam sterilize in cycles of 121°C at 1 ATM pressure for 30 minutes or of 134°C at 2 ATM pressure for 20 minutes. Drying time 30 minutes.
- Always accommodate the case in autoclave over a plane surface and away of device walls.
- Never stack objects or other cases.

CLEANING RECOMMENDATION

- Use the proper PPEs (gloves, masks, goggles, caps, etc.).
- Start the cleaning right after the surgical use.
- Never let the instruments dry with organic waste after the surgical use.
- Never let the instrument dry naturally after cleaning.
- Never use saline solutions, include sodium hypochlorite, disinfectant, hydrogen peroxide or alcohol for cleaning or rinsing the surgical instruments and Kits.
- Never use steel wool and abrasive products, so that the instruments are not damaged.
- Do not stack the instruments in lots to avoid the deformation of smaller and delicate pieces.

STERILIZATION RECOMMENDATIONS

- Sterilize the products in the same day or one day earlier the procedure.
- The chemical sterilization is not recommended once some products may cause damages to the product.
- Do not use temperature higher than 60°C to drying process.
- Do not use dry heat stoves for sterilization of the instruments and kits from S.I.N.

SCIENTIFIC PUBLICATIONS

- › **THE IMPACT OF BIOACTIVE SURFACES IN THE EARLY STAGES OF OSSEOINTEGRATION: AN IN VITRO COMPARATIVE STUDY EVALUATING THE HANANO® AND SLACTIVE® SUPER HYDROPHILIC SURFACES**
Rodrigo A. da Silva, Geórgia da Silva Feltran, Marcel Rodrigues Ferreira, Patrícia Fretes Wood, Fabio Bezerra and Willian F. Zambuzzi.
Hindawi BioMed Research International - 2020
- › **FAILURE MODES AND SURVIVAL OF ANTERIOR CROWNS SUPPORTED BY NARROW IMPLANT SYSTEMS**
Edmara T. P. Bergamo, Everardo N. S. de Araújo-Júnior, Adolfo C. O. Lopes, Paulo G. Coelho, Abbas Zahoui, Ernesto B. Benalcázar Jalkh and Estevam A. Bonfante. *Hindawi BioMed Research International* - 2020
- › **CLINICAL, HISTOLOGICAL, AND NANOMECHANICAL PARAMETERS OF IMPLANTS PLACED IN HEALTHY AND METABOLICALLY COMPROMISED PATIENTS**
Rodrigo Granato, Edmara T.P. Bergamo, Lukasz Witek, Estevam A. Bonfante, Charles Marin, Michael Greenberg, Gregory Kurgansky, Paulo G. Coelho. *Clinical Oral Implants Research* - 2011
- › **BIOMATERIAL AND BIOMECHANICAL CONSIDERATIONS TO PREVENT RISKS IN IMPLANT THERAPY**
Estevam A. Bonfante | Ryo Jimbo | Lukasz Witek | Nick Tovar | Rodrigo Neiva | Andrea Torroni | Paulo G. Coelho
Clinical Oral Implants Research - 2013
- › **DIFFERENTIAL INFLAMMATORY LANDSCAPE STIMULUS DURING TITANIUM SURFACES-OBTAINED OSTEOGENIC PHENOTYPE**
Georgia da S. Feltran¹, Fábio Bezerra¹, Célio Júnior da Costa Fernandes¹, Marcel Rodrigues Ferreira¹, Willian F. Zambuzzi¹.
2019
- › **THE BIOLOGICAL RESPONSE TO THREE DIFFERENT NANOSTRUCTURES APPLIED ON SMOOTH IMPLANT SURFACES**
Ryo Jimbo, Javier Sotres, Carina Johansson, Karin Breeding, Fredrik Currie, Ann Wennerberg. *Periodontology* 2000
- › **NANO HYDROXYAPATITE-BLASTED TITANIUM SURFACE AFFECTS PRE-OSTEOBLAST MORPHOLOGY BY MODULATING CRITICAL INTRACELLULAR PATHWAYS**
Fábio Bezerra, Marcel R. Ferreira, Giselle N. Fontes, Celio Jr da Costa Fernandes, Denise C. Andia, Nilson C. Cruz, Rodrigo A. da Silva, Willian F. Zambuzzi. *Biotechnology and Bioengineering*, 2017
- › **EVALUATION OF A TITANIUM SURFACE TREATED WITH HYDROXYAPATITE NANOCRYSTALS ON OSTEOBLASTIC CELL BEHAVIOR: AN IN VITRO STUDY**
Elizabeth Ferreira Martinez, Guilherme Junji Ishikawa, Alexandre Barboza de Lemos, Fábio José Barbosa Bezerra, Marcelo Sperandio, Marcelo Henrique Napimoga. *The International Journal of Oral & Maxillofacial Implants* - 2017
- › **GENETIC RESPONSES TO NANOSTRUCTURED CALCIUM-PHOSPHATE-COATED IMPLANTS**
R. Jimbo, Y. Xue, M. Hayashi, H. O. Schwartz-Filho, M. Andersson, K. Mustafa and A. Wennerberg. *Journal of Dental Research* - 2011
- › **HISTOLOGICAL AND THREE-DIMENSIONAL EVALUATION OF OSSEOINTEGRATION TO NANOSTRUCTURED CALCIUM PHOSPHATE-COATED IMPLANTS**
Ryo Jimbo, Paulo G. Coelho, Stefan Vandeweghe, Humberto Osvaldo Schwartz-Filho, Mariko Hayashi, Daisuke Ono, Martin Andersson, Ann Wennerberg. *Acta Biomaterialia* - 2011
- › **NANO HYDROXYAPATITE STRUCTURES INFLUENCE EARLY BONE FORMATION**
Luiz Meirelles, Anna Arvidsson, Martin Andersson, Per Kjellin, Tomas Albrektsson, Ann Wennerberg. *Journal of Biomedical Materials Research* 2008
- › **NANO HYDROXYAPATITE-COATED IMPLANTS IMPROVE BONE NANOMECHANICAL PROPERTIES**
R. Jimbo, P.G. Coelho, M. Bryington, M. Baldassarri, N. Tovar, F. Currie, M. Hayashi, M. Andersson, D. Ono, S. Vandeweghe and A. Wennerberg.
Journal of Dental Research - 2012
- › **TOPOGRAPHY AND SURFACE ENERGY OF DENTAL IMPLANTS: A METHODOLOGICAL APPROACH**
Tarsis Prado Barbosa · Marina Melo Naves · Helder Henrique Machado Menezes · Pedro Henrique Cunha Pinto · José Daniel Biasoli de Mello · Henara Lillian Costa. *Technical Paper* - 2017
- › **OSSEOINTEGRATION: HIERARCHICAL DESIGNING ENCOMPASSING THE MACROMETER, MICROMETER AND NANOMETER LENGTH SCALES**
Paulo G. Coelho, Ryo Jimbo, Nick Tovar, Estevam A. Bonfante. *Dental Materials* - 2015
- › **BUCCAL AND LINGUAL BONE LEVEL ALTERATIONS AFTER IMMEDIATE IMPLANTATION OF FOUR IMPLANT SURFACES: A STUDY IN DOGS**
Estevam A. Bonfante, Malvin N. Janal, Rodrigo Granato, Charles Marin, Marcelo Suzuki, Nick Tovar, Paulo G. Coelho.
- › **CLINICAL, HISTOLOGICAL AND NANOMECHANICAL PARAMETERS OF IMPLANTS PLACED IN HEALTHY AND METABOLICALLY COMPROMISED PATIENTS**
Rodrigo Granato, Edmara T.P. Bergamo, Lukasz Witek, Estevam A. Bonfante, Charles Marin, Michael Greenberg, Gregory Kurgansky, Paulo G. Coelho. *Journal of Dentistry* - 2020

WHERE WE ARE



S.I.N. USA

7755 E Gray Rd, Scottsdale, AZ 85260
 1-866-507-9315 | orders@sindentalusa.com

SINdentalusa.com
sinimplantsystem.com



Discover Implantat, the educational habitat of S.I.N. Implant System.

 [implantat.global](https://www.implantat.global)



www.titaniamedical.com | +44 1202 934 400 | contact@titaniamedical.com

Visit our social networks:

  [@titaniamedical](https://www.instagram.com/titaniamedical)  [@titaniamedical](https://www.youtube.com/titaniamedical)